


MODEL 204, 207, 212, 218

Shown on model 204.0 with removed water collector (1)

- 1 Water collector
- 2 Washer fluid hose
- 3 Windshield washer nozzle
- 4 Bracket (model 204.0/2)
- 5 Bracket (model 204.0/2)
- 6 Adjustment screw (model 204.0/2)



P82.35-2497-06



Shown on model 204.0 with code (875) Heated windshield washer system

- 2 Washer fluid hose
- 7 Washing water reservoir
- M5/1 Windshield washer system pump
- X88/11 Spray nozzle heater electrical connector (with code (875) Heated windshield washer system)



P82.35-2498-04

☒ ☒	Remove/install		
⚠ Danger!	Risk of injury caused by moving parts that can pinch, crush or, in extreme cases even sever extremities.	Always remove ignition key when working on windshield wiper mechanism.	AS82.30-Z-0001-01A
1	Remove both wiper arms		AR82.30-P-6100CW
2	Remove water collector (1)		
3	Unclip windshield washer nozzles (3) from bracket (4)	Model 204.0/2 i Installation: Ensure that bracket (5) is correctly seated in adjustment screw (6).	
4	Unclip windshield washer nozzles (3) from water collector (1)	Model 204.9, 207, 212, 218	
5	Remove washer fluid hose (2) with windshield washer nozzle (3) from water collector (1)		
6	Expose washer fluid hose (2) as far as left front lamp unit (E1)		
⚠ Danger!	Risk of death caused by vehicle slipping or toppling off of the lifting platform.	Align vehicle between columns of vehicle lift and position four support plates at vehicle lift support points specified by vehicle manufacturer.	AS00.00-Z-0010-01A
7	Lift vehicle on lifting platform.		
8	Remove front section of fender liner in left front fender		
9	Disconnect spray nozzle heater electrical connector (X88/11)	In vehicles with code (875) heated windshield washer system	

10	Disconnect washer fluid hose (2) from windshield washer system pump (M5/1)	 Disconnect washer fluid hose (2) carefully in order to prevent damage.  Collect any escaping window washer fluid in a suitable container.	
11	Expose washer fluid hose (2) and remove		
12	Install in the reverse order		
13	Correct fluid level of windshield washer system	Model 204 Model 207, 212, 218	AP82.35-P-8210CW AP82.35-P-8210EW