

## 2006 Mercedes Benz C Class (W203)



## Remote Start, Security, Keyless Entry, Accessories

Item	Wire Color	Polarity	Wire Location
<b>12 Volts</b>	red/purple (20A)	+	Electronic Ignition Switch, plug (C), pin 1
<b>Second 12 Volts</b>	red (125A)	+	driver dash fuse box
<b>Starter</b>	purple/white (for starter kill only)	+	underhood fuse box, 5 pin plug (C17), pin 1
<b>Second Starter</b>	N/A		
<b>Ignition</b>	pink/red (for ignition sense only)	+ low curr	Electronic Ignition Switch, plug (C), pin 2
<b>Second Ignition</b>	N/A		
<b>Third Ignition</b>	N/A		
<b>Accessory</b>	N/A		
<b>Second Accessory</b>	N/A		
<b>Third Accessory</b>	N/A		
<b>Keysense</b>	N/A		
<b>Data Bus</b>	N/A		
<b>Can Bus High</b>	brown/red	data	CAN distribution connector under driver dash
<b>Can Bus Low</b>	brown	data	CAN distribution connector under driver dash
<b>Can Bus Sw</b>	N/A		
<b>Power Lock</b>	(CAN bus)		
<b>Power Unlock</b>	(CAN bus)		
<b>Lock Motor</b>	black	5 wire	Left Front Door Module, plug (C4), pin 3
<b>Driver Unlock Motor</b>	red	5 wire	Left Front Door Module, plug (C4), pin 2
<b>Passenger Unlock Motor</b>	red	5 wire	Right Front Door Module, plug (C4), pin 2
<b>Parking Lights (-)</b>			
<b>Parking Lights (+)</b>	gray/black (LF), gray/red (RF)	+	underhood fuse box, 28 pin plug (C6), pins 2 and 3
<b>Hazards</b>	(CAN bus)		
<b>Turn Signal (Left)</b>	black/white (LF)	+	underhood fuse box, 28 pin plug (C6), pin 8
<b>Turn Signal (Right)</b>	black/green (RF)	+	underhood fuse box, 28 pin plug (C6), pin 7
<b>Headlight</b>	yellow/black (L), yellow (R)	+	underhood fuse box, 6 pin plug (C5), pins 4 and 6
<b>AutoLights</b>			
<b>Reverse Light</b>	gray/blue	+	trunk fuse box, 16 pin plug (C14), pin 8
<b>Left Front Door Trigger</b>	brown/gray	-	trunk fuse box, 12 pin plug (C2), pin 6
<b>Right Front Door Trigger</b>	brown/blue	-	trunk fuse box, 12 pin plug (C2), pin 11
<b>Left Rear Door Trigger</b>	brown/pink	-	trunk fuse box, 12 pin plug (C2), pin 10
<b>Right Rear Door Trigger</b>	brown/white	-	trunk fuse box, 12 pin plug (C2), pin 12

<i>Remote Start, Security, Keyless Entry, Accessories (Continued)</i>			
Item	Wire Color	Polarity	Wire Location
<b>Dome Supervision</b>	(CAN bus)		
<b>Trunk/Hatch Pin</b>	brown/yellow or yellow	-	trunk fuse box, 28 pin plug (C21), pin 16 or 18
<b>Rear Glass Pin</b>	N/A		
<b>Hood Pin</b>	brown/red	-	hood switch or underhood fuse box, 10 pin plug (C3), pin 7
<b>Trunk/Hatch Release</b>	green	-	trunk fuse box, 28 pin plug (C21), pin 15
<b>Trunk Release Motor</b>	white	5 wire	trunk fuse box, 28 pin plug (C21), pin 21 or 22
<b>Fuel Door Release</b>	yellow/green or yellow/blue	5 wire	trunk fuse box, 4 pin plug (C13), pin 3 or 2
<b>Power Sliding Door (Left)</b>	N/A		
<b>Power Sliding Door (Right)</b>	N/A		
<b>Factory Alarm Arm</b>	factory remote only		
<b>Factory Alarm Disarm</b>	factory remote only		
<b>Disarm No Unlock</b>			
<b>Trunk Alarm Shunt</b>	N/A		
<b>Tachometer</b>	white/striped	ac	any fuel injector
<b>Wait to Start</b>	N/A		
<b>Neutral Safety</b>	N/A		
<b>Clutch Pedal</b>			
<b>Fuel Pump</b>	black/brown	+	trunk fuse box, 7 pin plug (C1), pin 3
<b>Rear Defroster</b>	black	+ latched	trunk fuse box, 5 pin plug (C20), pin 5
<b>Mirror Defroster</b>	(CAN bus)		
<b>Left Front Heated Seat</b>	black/gray	5 wire	heated seat switch, plug (C5), pin 2
<b>Right Front Heated Seat</b>	black/purple	5 wire	heated seat switch, plug (C5), pin 1
<b>Speed Sense</b>	black/green or black/gray	ac	underhood fuse box, 10 pin plug (C7), pin 8 or 10
<b>Brake Wire</b>	red/purple (functions with ignition on only)	+	brake switch, 2 pin plug, pin 1
<b>Parking Brake</b>	brown/black	-	parking brake switch, 2 pin plug, pin 2
<b>Horn Trigger</b>	black/white	+	underhood fuse box, 10 pin plug (C3), pin 2
<b>Wipers</b>	green (L), red (H)	+	underhood fuse box, 4 pin plug (C16), pins 3 and 4
<b>Left Front Window (Up/Down)</b>			
<b>Right Front Window (Up/Down)</b>			
<b>Left Rear Window (Up/Down)</b>			
<b>Right Rear Window (Up/Down)</b>			
<b>Sun Roof (Open/Close)</b>			
<b>Sun Roof (Limit/Close)</b>			
<b>Memory Seat 1</b>			
<b>Memory Seat 2</b>			
<b>Memory Seat 3</b>			


## Audio

Item	Wire Color	Polarity	Wire Location
<b>Radio 12V</b>	red/blue	+	radio, 16 pin plug, pin 15
<b>Radio Ground</b>	brown	-	radio, 16 pin plug, pin 12
<b>Radio Ignition</b>	(CAN bus)		
<b>Radio Illumination</b>	(CAN bus)		
<b>Factory Amp Turn-on</b>	blue/black (MOST wake up)		radio, 16 pin plug, pin 16
<b>Power Antenna</b>	black	+	radio, 16 pin plug, pin 13
<b>Left Front Speaker (+/-)</b>	green - brown/green	+,-	radio, 16 pin plug, pins 3 and 7
<b>Right Front Speaker (+/-)</b>	orange - brown/orange	+,-	radio, 16 pin plug, pins 2 and 6
<b>Left Rear Speaker (+/-)</b>	pink - brown/pink	+,-	radio, 16 pin plug, pins 4 and 8
<b>Right Rear Speaker (+/-)</b>	white - brown/white	+,-	radio, 16 pin plug, pins 1 and 5
<b>Center Channel (+/-)</b>			
<b>Subwoofer (+/-)</b>	paralleled with rear speakers		
<b>Aux. Audio Input Left (+/-)</b>	black - brown	+,-	radio, 12 pin plug, pins 6 and 11
<b>Aux. Audio Input Right (+/-)</b>	yellow - brown	+,-	radio, 12 pin plug, pins 12 and 11
<b>RSE Video (+/-)</b>	N/A		
<b>RSE Audio Left (+/-)</b>	N/A		
<b>RSE Audio Right (+/-)</b>	N/A		
<b>Satellite Radio 12 Volts</b>	red/black	+	Satellite Radio Control Unit, 3 pin plug, pin 2
<b>Satellite Radio Ground</b>	brown	-	Satellite Radio Control Unit, 3 pin plug, pin 1
<b>Satellite Radio Ignition</b>	blue/black (MOST wake up)		Satellite Radio Control Unit, 3 pin plug, pin 3
<b>Satellite Radio Antenna</b>	(coaxial cable)		
<b>Satellite Audio Left (+/-)</b>	(MOST bus)		
<b>Satellite Audio Right (+/-)</b>	(MOST bus)		

What Fits

Item	Size	Depth	Location
Headunit	irregular		center of dash
Left Front Speaker	6.5		left front door
Left Front Tweeter			left front door
Right Front Speaker	6.5		right front door
Right Front Tweeter			right front door
Left Rear Speaker	6.5		left rear door
Left Rear Tweeter			
Right Rear Speaker	6.5		right rear door
Right Rear Tweeter			
Center Channel			
Subwoofer			top center of rear deck
Left Front Headrest			
Right Front Headrest			
Left Rear Headrest			
Right Rear Headrest			
Satellite Radio Tuner			right side of luggage compartment


Wiring Photo and Notes: Can Bus High



Notes:

There are currently no notes for this item.

Wiring Photo and Notes: Can Bus Low



Notes:

There are currently no notes for this item.


Wiring Photo and Notes: Parking Lights (+)



Notes:

The LR - RR wires are gray/black - gray/red at the trunk fuse box, 16 pin plug (C14), pins 6 and 2.

Wiring Photo and Notes: Turn Signal (Left)



Notes:

The LR wire is black/white at the trunk fuse box, 16 pin plug (C14), pin 9.



*Wiring Photo and Notes: Turn Signal (Right)*



**Notes:**

The RR wire is black/green at the trunk fuse box, 16 pin plug (C14), pin 12.

*Wiring Photo and Notes: Trunk/Hatch Release*



**Notes:**

Meter this wire while opening the luggage compartment from the handle on the rear of the vehicle.



*Wiring Photo and Notes: Tachometer*



**Notes:**


Can also use green/yellow at the underhood fuse box, 28 pin plug (C6), pin 23.



*Wiring Photo and Notes: Satellite Radio 12 Volts*



Notes:
If equipped, the Satellite Radio Control Unit is in the right side of the luggage compartment.







**© 2014 Directed. All rights reserved.**

DirectWire and its vehicle information are for the sole use of authorized Directed personnel and its participating dealers and distributors. The information contained on these pages may contain confidential and privileged information. Any unauthorized review, use, disclosure or distribution is prohibited.