

Document number: pe82.00-p-2710-99da

Document title: Wiring diagram of MOST bus

Position:

Designation:

Code:

A0	Color code key	48 L
A2	Radio	4 A
A2	Radio	9 A
A2	Radio	14 A
A2	Radio	15 L
A2	TV tuner	32 L
A2/10	Radio control panel and navigation unit	14 L
A2/56	CD changer	9 L
A2/6	CD changer	25 L
A2/6	Telephone interface	20 A
A34/4	Hands-free system control unit	32 A
A35/1	Voice control system control unit	31 A
A35/11	Voice control system control unit	44 A
A35/11	COMMAND operating, display and control unit	15 L
A40/3	COMMAND operating, display and control unit	19 L
A40/3	TV combination tuner (analog/digital)	32 L
A90/1	E-call control unit	19 A
N112	E-call control unit	20 A
N112	Universal Portable CTEL Interface (UPCI [UHI]) control unit	36 A
N123/1	Universal Portable CTEL Interface (UPCI [UHI]) control unit	40 A
N123/1	Navigation processor	26 A
N41/1	Audio gateway control unit	4 L
N93/1	Audio gateway control unit	14 A
N93/1	Valid for TV and Video	29 G
U193	Valid for VCS [SBS]	29 A
U196	Valid for VCS [SBS]	38 A
U196	Valid for all except USA	11 B
U2	Valid for COMMAND operating unit, ECE version	12 J
U236	Valid for COMMAND operating unit, Japan version	17 H
U237	Valid for Japan	16 B
U52	Valid for radio	12 B
U534	Valid for radio with APS	12 J
U587	Valid for fixed installation telephone	16 B
U594	Valid for telephone basic equipment	16 A
U689	Valid for MOST bus (minimum equipment)	1 A
U761	Valid for MOST bus (minimum equipment)	6 A
U761	Valid for MOST bus (maximum equipment)	11 A
U762	Valid for hands-free system	29 B
U788	Valid for UHI (Universal Portable CTEL Interface)	34 A
U801		

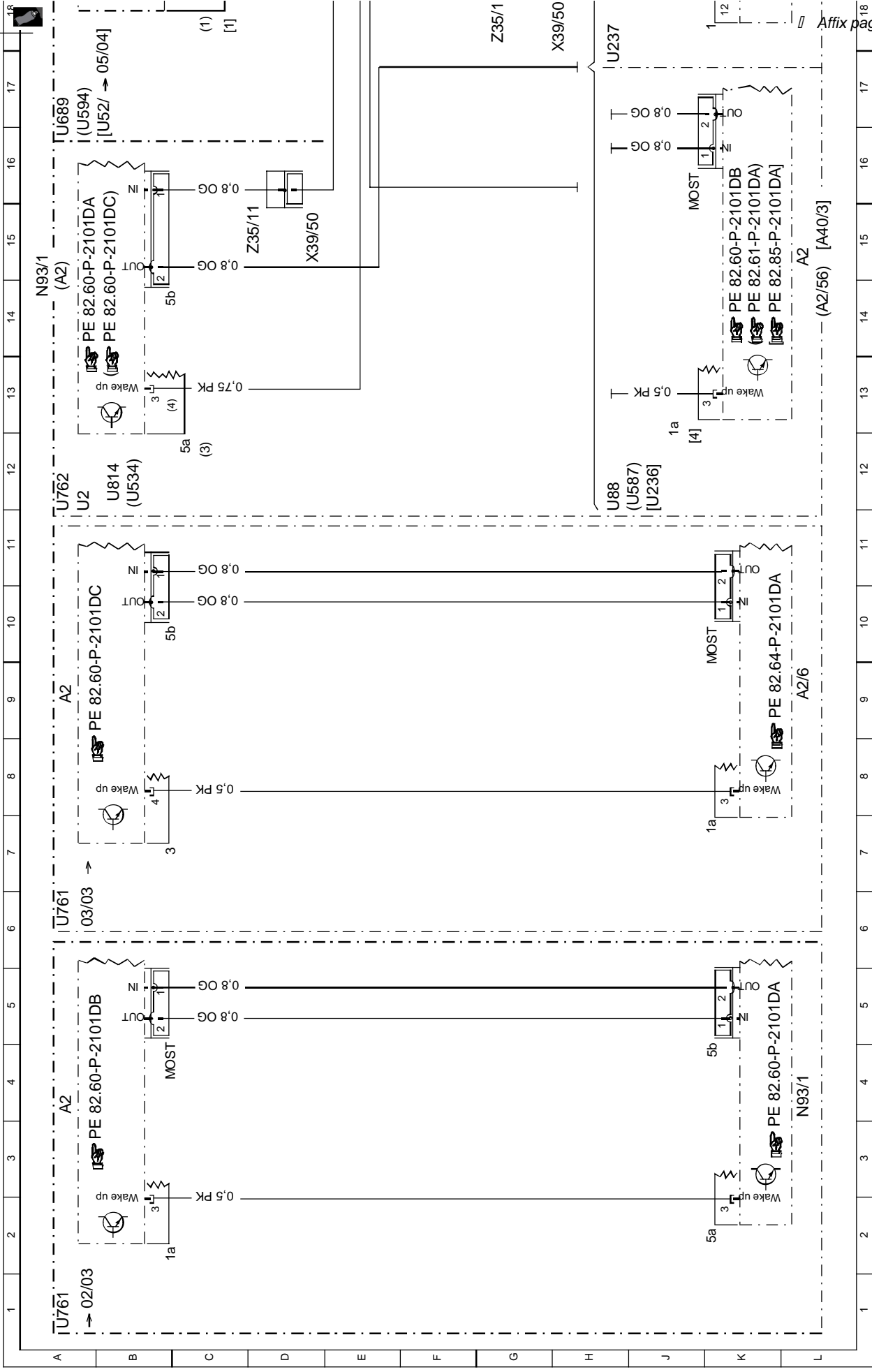
Document number: pe82.00-p-2710-99da

Document title: Wiring diagram of MOST bus

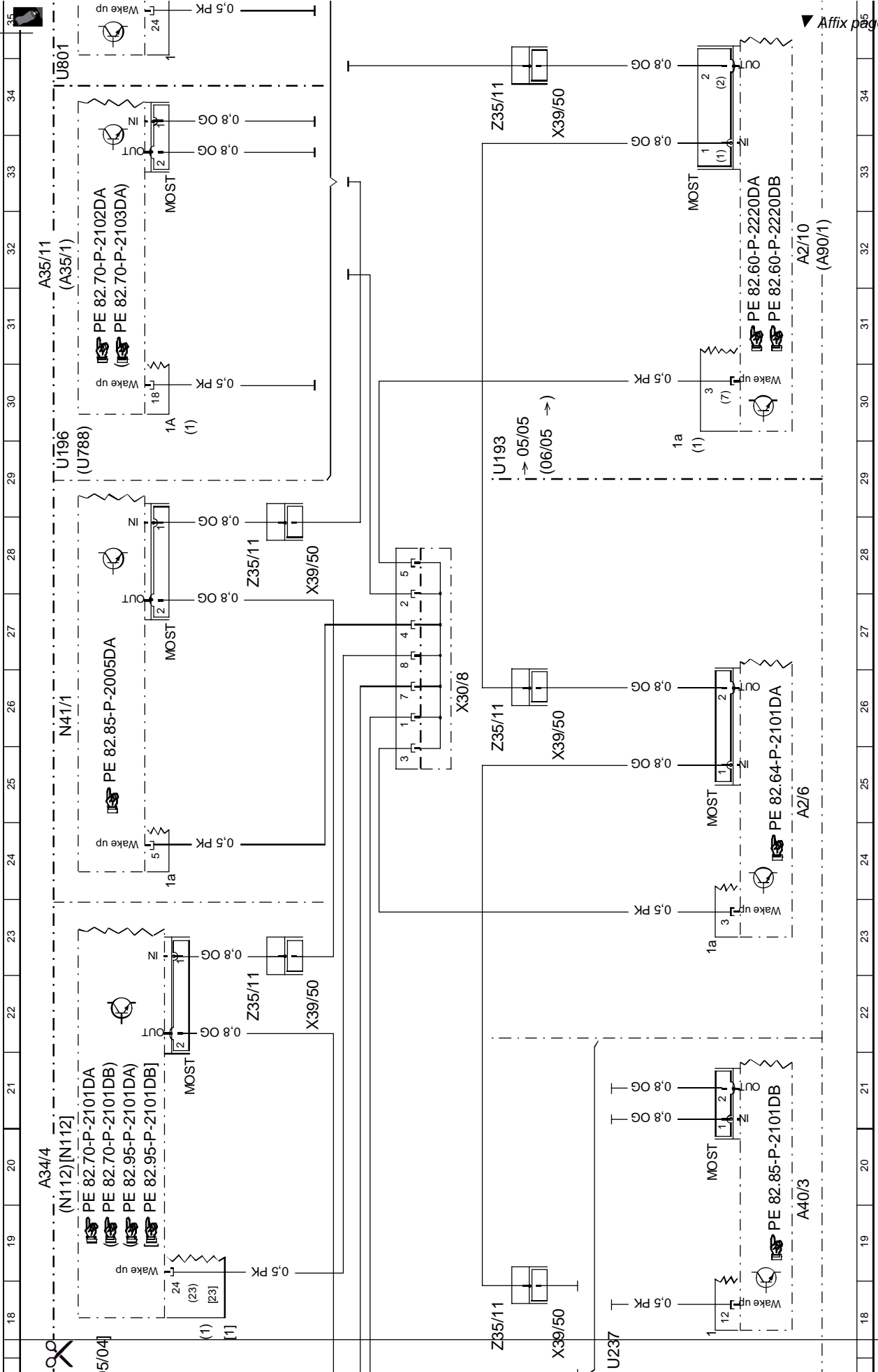
Position:

Code:

Code	Designation	Position
U801	Valid for UHI (Universal Portable CTEL Interface)	39 A
U814	Not valid for radio	12 B
U88	Valid for radio control panel	11 H
X30/8	Wake-up signal connector	26 G
X39/50	Fiber optical cable connector (MOST)	15 E
X39/50	Fiber optical cable connector (MOST)	17 H
X39/50	Fiber optical cable connector (MOST)	22 E
X39/50	Fiber optical cable connector (MOST)	25 H
X39/50	Fiber optical cable connector (MOST)	27 E
X39/50	Fiber optical cable connector (MOST)	33 H
Z35/10	MOST wake-up signal connector sleeve	39 D
Z35/11	Optical conductor connector sleeve	15 D
Z35/11	Optical conductor connector sleeve	18 G
Z35/11	Optical conductor connector sleeve	22 D
Z35/11	Optical conductor connector sleeve	25 G
Z35/11	Optical conductor connector sleeve	28 D
Z35/11	Optical conductor connector sleeve	34 G

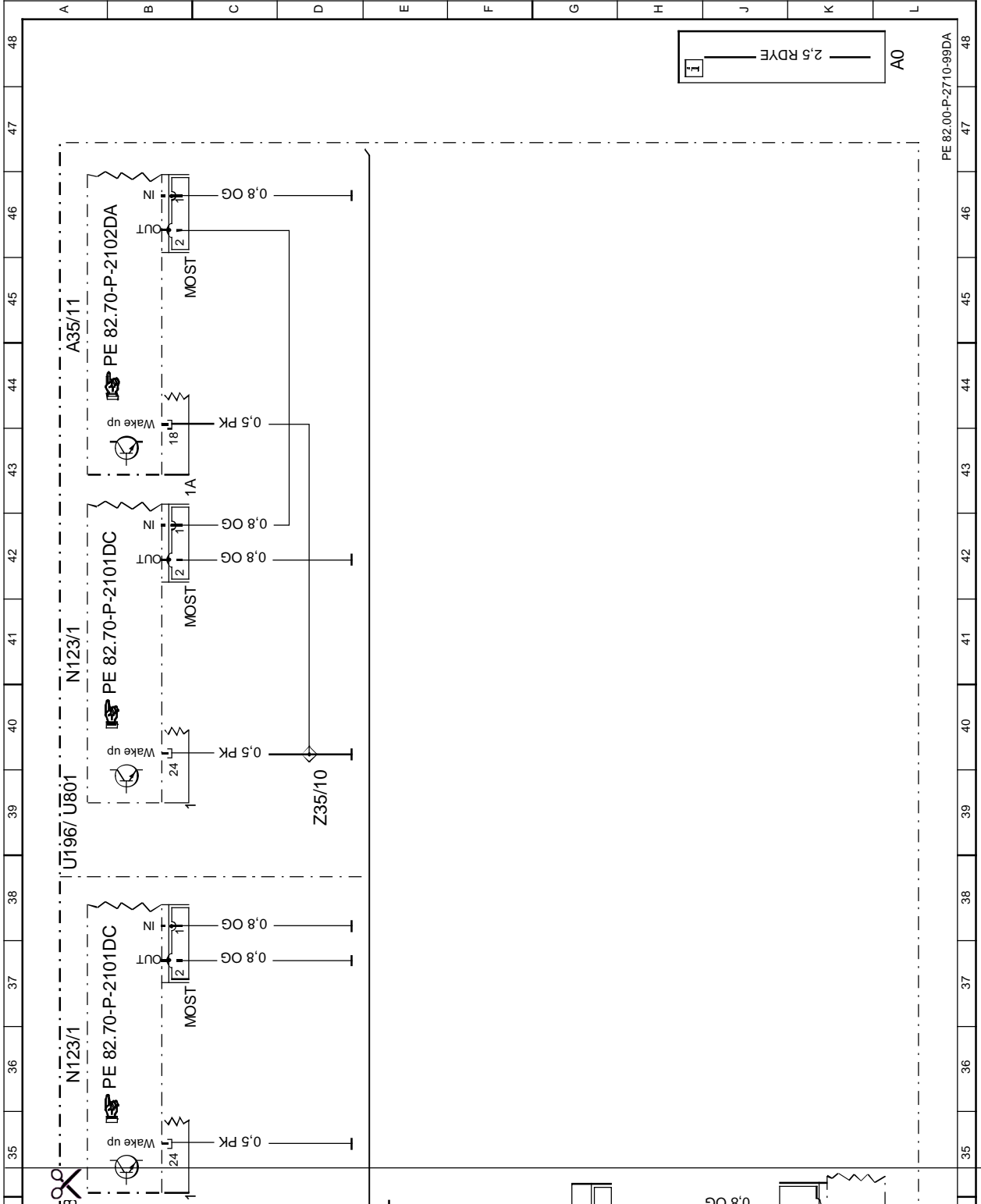


Affix page 2 here ▼



▼ Affix page 3 here ▼

Cut here



Cut here