









AP15.10-P-1580PR	Replace spark plugs	21.3.00
------------------	---------------------	---------

ENGINE 111.981



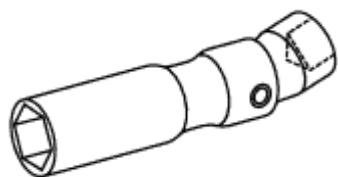
P15.10-2074-05

	<p>Remove/Install</p>		
 <p>Danger!</p>	<p>Risk of death caused by contact with parts conducting high voltages.</p>	<p>Do not touch parts which conduct high voltages. Persons who wear electronic implants (e.g. heart pacemakers) must not carry out work on the ignition system.</p>	<p>AS15.10-Z-0001-01A</p>
 <p>Danger!</p>	<p>Risk of injury to skin and eyes from handling hot or glowing objects.</p>	<p>Wear safety gloves, protective clothing and safety glasses, if necessary.</p>	<p>AS00.00-Z-0002-01A</p>
	<p>Notes on avoiding damage to ignition system</p>		<p>AH15.10-P-0002-01D</p>
<p>1</p>	<p>Remove ignition coils</p>		

 AR	Remove/install ignition coils		AR15.12-P-2003PR
2	Replace ignition coil connector		AP15.10-P-1580-01P
3	Unscrew spark plugs	 Spark plugs	BA15.10-P-1001-01A
		 Spark plug wrench	112 589 01 09 00
4	Install in the reverse order		

 **Spark plugs**

Number	Designation	Engine 111	
BA15.10-P-1001-01A	Spark plugs	Nm	28



112 589 01 09 00

Spark plug wrench