


AR72.20-P-3650PB

Removing and installing tailgate handle

24.11.00

MODEL 203.7






P80.20-2269-07

1 Tailgate handle
2 Electrical connector

3 Connecting rod

4 Screws

 	Removal, installation		
1	Remove upper tailgate paneling, install		AR68.30-P-1070PB
2	Disconnect electric connector (2) from tailgate element (1)		
3	Unhook connecting rod (3)		
4	Unscrew screws (4)		BA72.20-P-1006-02A
5	Remove tailgate handle (1) out of opening		
6	Install in the reverse order		

 Tailgate

Number	Designation	Model 203.0/2/7

BA72.20-P-1006-02A	Screws on handle	NM	9
--------------------	------------------	----	---