


AR77.20-P-1000P	Remove/install tilting/sliding roof cover	26.10.99
-----------------	---	----------

MODEL 203.0 /2 with CODE (414a) Glass electric tilting/sliding roof



P77.20-2117-09










Shown on model 203.0

1 Covering

2 Paneling
 3 Tilting/sliding roof cover
 4 Rubber bellows

5 Bolts
 6 Connector

	Remove/Install		
Danger!	Risk of injury to fingers being jammed or pinched when Remove/install or aligning hoods,	When moving components, ensure that no body parts or limbs are within the operating range of moving parts.	AS00.00-Z-0011-01A

	doors, trunk lid/tailgate or sliding roof.		
1	Slide paneling (2) on sliding roof to rear		
2	Move tilting/sliding roof approx. 20 cm toward rear		
3	Remove covering (1)	 Model 203.0: Press covering (1) away at center with plastic wedge before removal	
		 Model 203.2: Press covering (1) away at center and side with plastic wedge before removal.	
		 Installation: Position covering from inside toward outside	
		 Mounting wedge	110 589 03 59 00
4	Move tilting/sliding roof to tilt position		
5	Remove rubber bellows (4) on both sides	 Do not damage rubber bellows (4).	
6	Unscrew bolts (5) on both sides	 Installation: Screw in bolts (5) and when tightening: ↓	
		adjust tilting/sliding roof panel	AR77.20-P-1100P
		 Bolt, tilting/sliding roof cover to tilting bracket mount	BA77.20-P-1004-01A
7	Unclip connector (6)	 Unclip from frame of tilting/sliding roof cover with mounting wedge, do not damage frame	
		 Mounting wedge	110 589 03 59 00
8	Disconnect connector (6)		
9	Remove tilting/sliding roof cover (3)		
10	Install in the reverse order		

11	Perform teach-in procedure for sliding roof obstruction sensor		AD00.00-P-2000-04A
		Diagnosis system STAR DIAGNOSIS	WE58.40-Z-1013-06A

Nm Sliding roof - Electrics

Number	Designation	Model 203.0/2
BA77.20-P-1004-01A	Bolt, tilting/sliding roof cover to tilting bracket mount	Nm 4



110 589 03 59 00

Mounting wedge

Workshop equipment/MB testers (see Workshop Equipment Manual)

WE58.40-Z-1013-06A	STAR DIAGNOSIS Compact diagnosis system for passenger cars, order number 6511 1801 00
--------------------	---