

AN82.10-P-1000-01P	Retrofitting headlamp range adjustment front axle sensor	MODEL 203	
--------------------	--	-----------	--

1 Screw headlamp range adjustment front axle sensor (A52) to mount (1) with screws (3).


2 Screw ball pivots (2) to headlamp range adjustment front axle sensor (A52) with nut.

1 Bracket


2 Ball pivot

3 Screw

A52 Front axle sensor (headlamp range adjustment)




P82.10-2811-01



P82.10-2812-11



P00.10-2936-01



P82.10-2813-01

P82.10-2814-09

2 *Ball pivot*
4 *Rod*
5 *Plate*

6 *Bow*
7 *Front axle torsion bar*
8 *Ball pivot*

*A52 Front axle sensor (headlamp range
adjustment)*

3 Screw headlamp range adjustment front axle sensor (A52) to longitudinal member with mount (1).

4 Screw plate (5) together with bracket (6) to front axle torsion bar (7).

5 Press rod (4) onto ball pivots (2, 8) with suitable tool.



Danger of breakage.