




Shown on ENGINE 271.940

- 1 Pressure line
- 2 Ground strap of refrigerant compressor
- 3 Firewall

- 4 Electrical connector
- 5 Clutch motor electronics control unit
- 6 Vacuum fitting
- 7 Fuel pipe

- 8 Coolant line
- 10 Return flow pipe
- 11 Pressure line
- 12 Coolant line
- 13 Main fuse
- 14 Battery terminal
- M13 Electrical circulation pump



- 15 Bolts
- 16 Bolts
- 17 Electrical connector
- 18 Bolts
- 19 Selector cable
- 20 Ground cable
- 21 Bracket

- 22 Refrigerant line
- 23 Propeller shaft
- 24 Shift rod
- 25 Ball socket
- 26 Pin
- 27 Aluminium crossmember