

ENGINE 272.920 in MODEL 203.052 /252 /752

ENGINE 272.940 in MODEL 203.054 /254, 209.354 /454


ENGINE 272.960 in MODEL 203.056 /256 /756, 209.356 /456

ENGINE 272.970 in MODEL 203.087 /287



ENGINE 272.941 in MODEL 203.092 /292

ENGINE 273 in MODEL 209

- 1 Poly-V-belt
 2, 3 Guide pulleys
 4 Retaining clamp
 5 Coolant pump
 5a Gasket
 6 Coolant hose



P20.10-2162-06

	Remove/install		
⚠ Danger!	Risk of injury caused by fingers being pinched or crushed when removing, installing or aligning hoods, doors, trunk lids, tailgates or sliding roof.	Keep body parts and limbs well clear of moving parts.	AS00.00-Z-0011-01A
1	Turn key in ignition switch to position "0".		
2	Open engine hood and raise to vertical position	Model 203 Model 209	AR88.40-P-1000P AR88.40-P-1000Q
3	Drain coolant from radiator		AR20.00-P-1142QB
4	Remove fan shroud	Engine 273:	AR20.40-P-5000QB
5	Remove poly-V-belt (1)		AR13.22-P-1202QB
6	Remove guide pulleys (2, 3)		AR13.21-P-3350QB
7	Pry off the retaining clamp (4) of the electrical feed line from the coolant pump (5)		
8	Dismount coolant hose (6) from coolant pump (5)	i Installation: Replace the O-ring on the coolant hose (6).	
9	Unscrew bolts of coolant pump (5)	i Installation: Observe the bolt diagram. Nm Nm	AR20.10-P-1271-03VA *BA20.10-P-1001-01U *BA20.10-P-1002-01U
10	Remove coolant pump (5) from timing case cover	i Installation: Replace gasket (5a).	
	Clean		
11	Clean sealing surfaces on coolant pump (5) and timing case cover with a rag		
12	Install in the reverse order		
13	Inspect cooling system for leaks		AR20.00-P-1010QB
⚠ Danger!	Risk of accident caused by vehicle starting off by itself when engine is running. Risk of injury caused by contusions and burns during starting procedure or when working near the running engine	Secure vehicle to prevent it from moving by itself. Wear closed and snug-fitting work clothes. Do not grasp hot or rotating parts.	AS00.00-Z-0005-01A
14	Check for leaks with engine running		

Nm Coolant pump, coolant thermostat

Number	Designation			Engine 272	Engine 273
BA20.10-P-1001-01U	Self-tapping bolt connecting coolant pump to timing case cover	M7	Nm	25	25
BA20.10-P-1002-01U	Bolt connecting coolant pump to crankcase	M8	Nm	20	20