


**MODEL 203** (except 203.081 /084 /087 /092 /281 /284 /287 /292)  
**MODEL 209**  
**MODEL 215**  
**MODEL 220** (except 220.083 /084 /087 /183 /184 /187)  
**MODEL 230**

Shown on model 220

10 Tie rod  
 10a Tie rod joint  
 10f Locknut



P46.40-2004-11

**Modification notes**

10.9.03	Reference to adjusting toe on front axle replaced by reference to chassis alignment check	Step 5	
---------	---	--------	--

	<b>Remove/install</b>		
<b>Danger!</b>	<b>Risk of death</b> caused by vehicle slipping or toppling off of the lifting platform.	Align vehicle between the columns of the lifting platform and position the four support plates at the lifting platform support points specified by the vehicle manufacturer.	AS00.00-Z-0010-01A
	Notes on self-locking nuts and bolts		AH00.00-N-0001-01A
<b>1</b> <b>AP</b>	Remove front wheel Remove/install wheels, rotate if necessary		AP40.10-P-4050Z
<b>2</b> <b>BT</b>	Pry off tie rod joint (10a) from steering knuckle assembly.  Dimensions of tie rod ball joints have been modified	<b>Installation:</b> Replace self-locking nut. Thrust piece Puller Model 220	AR46.40-P-0200-02I  *140589006300 *124589033300 *BA46.40-P-1001-01E BT46.40-P-0002-01A
<b>3</b>	Release locknut (10f) and unscrew track rod (10)	Counterhold tie rod (10) for loosening the jam nut (10f) (arrow). 	*BA46.40-P-1002-01E
<b>4</b>	Install in the reverse order		
<b>5</b>	Perform chassis alignment	Model 203, 209 Model 215, 220 except 220.175/178/875/878 Model 220.175/178 Model 220.875/878 Model 230	AR40.20-P-0200P AR40.20-P-0200I AR40.20-P-0200MB AR40.20-P-0200MP AR40.20-P-0200R

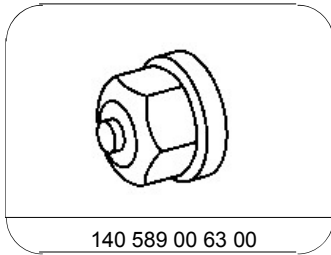
**Tie rod**

Number	Designation	Model 203 except models 203.081/084/ 087/092/281/ 284/287/292	Model 209	Model 215	Model 220 except models 220.083/ 084/087/ 183/184/ 187

BA46.40-P-1001-01E	Self-locking nut, tie rod to steering knuckle	1st stage	Nm	50	50	50	50
		Stage 2	⚡°	60	60	60	60
BA46.40-P-1002-01E	Lock nut, tie rod to inner tie rod		Nm	60	60	60	60

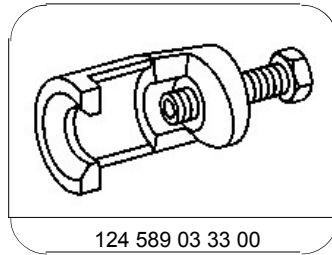
**Nm Tie rod**

Number	Designation			Model 230
BA46.40-P-1001-01E	Self-locking nut, tie rod to steering knuckle	1st stage	Nm	50
		Stage 2	⚡°	60
BA46.40-P-1002-01E	Lock nut, tie rod to inner tie rod		Nm	60



140 589 00 63 00

Thrust piece



124 589 03 33 00

Puller