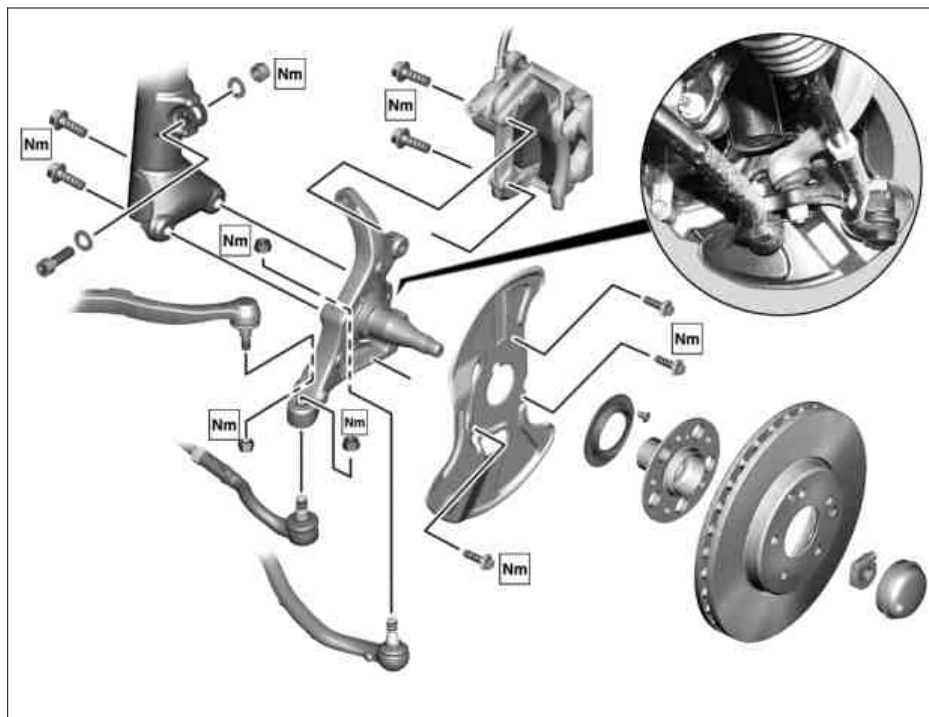


MODEL 203 (except 203.081 /084 /087 /092 /281 /284 /287 /292)

MODEL 209.3 except CODE (P98) Black Series

MODEL 209.4



P33.20-2034-06

Modification notes

	Tightening value of self-locking nut of suspension strut to upper steering knuckle changed	Value on model 209 revised	*BA32.25-P-1002-01E
2.5.07	Self-locking nut, strut rod to steering knuckle, 1st stage	Model 203 except model 203.081/084/087/092/281/284/287/292	*BA33.20-P-1004-01E
2.5.07	Self-locking nut, cross strut to steering knuckle, 1st stage	Model 203 except model 203.081/084/087/092/281/284/287/292	*BA33.20-P-1005-01E

	Remove/install		
	Danger!	Risk of death caused by vehicle slipping or toppling off of the lifting platform.	Align vehicle between columns of vehicle lift and position four support plates at vehicle lift support points specified by vehicle manufacturer.
	Notes on self-locking nuts and bolts	All models	AH00.00-N-0001-01A
1	Raise vehicle		AR00.60-P-1000P
2	Remove front wheel Remove/install wheels, rotate if necessary		AP40.10-P-4050Z
3	Remove brake disc	Model 203, 209.316 /341 /342 /343 /361 /365 /372 /375 /441 /442 /461 /465 /472 /475 Model 209.376 /476 up to 23.4.04 Model 209.376/ 476 as of 24.4.04 Model 209.377/477 Model 209.308 /320 /354 /356 /420 /454 /456	AR42.10-P-0220P AR42.10-P-0220AC
4	Remove front wheel hub		AR33.20-P-0310P
5	Detach brake cover plate	Nm	*BA42.10-P-1003-06A
6	Remove rpm sensor	Nm	*BA42.30-P-1001-01A
7	Remove track rod from steering knuckle assembly	Nm 	*BA33.20-P-1002-01E *201589013300 *210589046300
8	Detach cross strut from steering knuckle	Nm 	*BA33.20-P-1005-01E *171589003300

			*171589003400
9	Detach torque strut from steering knuckle	Nm 	*BA33.20-P-1004-01E *171589003300 *171589003400
10	Detach steering knuckle from suspension strut	Model 203 Nm Nm Model 209 Nm Nm	*BA32.25-P-1008-01B *BA32.25-P-1010-01B *BA32.25-P-1002-01E *BA32.25-P-1003-01E
11	Remove steering knuckle assembly		
12	Install in the reverse order		

Front axle rpm sensor

Number	Designation		Model 203	Model 209
BA42.30-P-1001-01A	Self-locking bolt, front axle rpm sensor to steering knuckle	Nm	25	25

Brake discs, brake cover plate

Number	Designation		Model 203	Model 209
BA42.10-P-1003-06A	Bolt brake cover plate to steering knuckle / wheel carrier	M6 Nm	10	10
		M8 Nm	-	-

Wheel location, hub

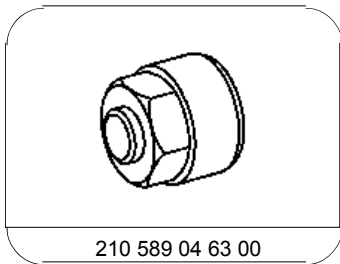
Number	Designation		Model 203	Model 209
BA33.20-P-1002-01E	Nut of tie rod to steering knuckle	Stage 1 Nm	50	50
		Stage 2 Δ°	60	60
BA33.20-P-1004-01E	Self-locking nut, radius rod to steering knuckle	Stage 1 Nm	50	50
		Stage 2 Δ°	60	60
BA33.20-P-1005-01E	Self-locking nut, transverse link to steering knuckle assembly	Stage 1 Nm	50	50
		Stage 2 Δ°	60	60

Front axle shock absorber

Number	Designation		Model 203 without 4MATIC
BA32.25-P-1008-01B	Self-locking bolt, suspension strut to steering knuckle at bottom	Nm	110
BA32.25-P-1010-01B	Self-locking nut, suspension strut to steering knuckle at top	Stage 1	Nm 100
		Stage 2	⌵° 90

Nm Front axle shock absorber

Number	Designation		Model 209 without code P98
BA32.25-P-1002-01E	Self-locking nut, suspension strut to steering knuckle at top	Stage 1	Nm 100
		Stage 2	⌵° 90
BA32.25-P-1003-01E	Self-locking bolt, suspension strut to steering knuckle at bottom	Nm	110



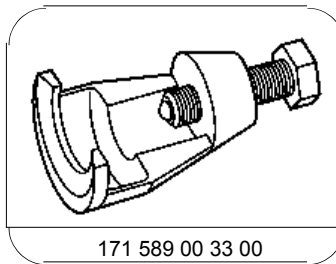
210 589 04 63 00

Thrust washer M 10x1.5



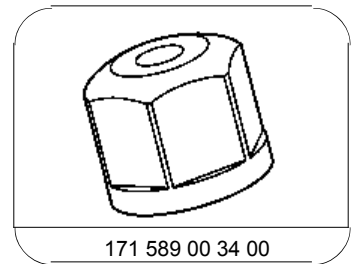
201 589 01 33 00

Puller



171 589 00 33 00

Puller



171 589 00 34 00

Thrust piece