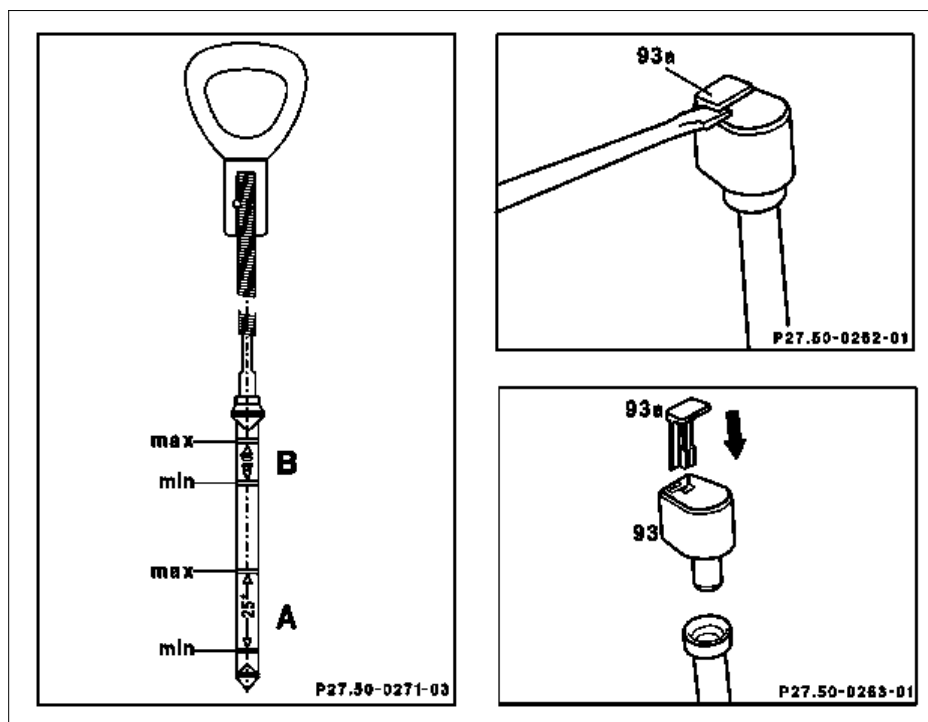


TRANSMISSION 722.6

93 Cap
93a Locking pin

A Range at 25 °C (77 °F)
B Range at 80 °C (180 °F)



P27.50-0274-06

Modification notes

6.8.08	Value changed: Filling capacity, Specifications for Operating Fluids		*BF27.00-P-1001-01C
	Value changed: Filling capacity,	Transmission 722.600/601/604/605/606/607/608/609/611/613/614/616/617/618/619/629/634/639/660/661/662/664/665/689/695/696/699 Transmission 722.602/603/615 Transmissions 722.610/638 Transmission 722.620/621 in model 129 Transmission 722.620/621 in model 140, transmission 722.622/623/624/625/626/627/628/ 630/631/632/633/635/636/ 663/666/669 Transmission 722.637 in model 461.302/331/332/342/345 Transmission 722.637 in model 463.322/323 Transmission 722.640/644 Transmission 722.642 Transmission 722.648 Transmission 722.649 Transmission 722.667/668/672/676/690 Transmission 722.671/675/677	*BF27.00-P-1001-01C

⚠ Danger!	Risk of accident caused by vehicle starting off by itself when engine is running. Risk of injury caused by contusions and burns during starting procedure or when working near the engine as it is running	Secure vehicle to prevent it from moving by itself. Wear closed and snug-fitting work clothes. Do not touch hot or rotating parts.	AS00.00-Z-0005-01A
ⓘ	The vehicle must be positioned horizontally on its wheels, otherwise measurement errors will occur.		
i	Check and pour in transmission oil when cold (approx. 25 °C)		
1	Remove engine cover.	Only if required	
2	Remove locking pin (93a) and take plug (93) off oil filler pipe	i To do so, break off the plate of the locking pin (93a) using a suitable tool and remove the pin remaining in the cap (93) by pressing downwards.	

3	Fill with transmission oil	After a complete refill and after changing the transmission oil, pour in approx. 5 liters of transmission oil before starting the engine. ⓘ Insufficient and excessive quantities of oil can result in malfunctions and transmission damage. 📄 🔧 🔧	*BF27.00-P-1001-01C *126589126300 *140589496300
4	Start engine and allow it to idle briefly in gear range "P"		
5	Fill with remaining quantity of transmission oil	Only with complete refill 📄	*BF27.00-P-1001-01C
6	Actuate service brake and briefly shift through gear ranges several times with vehicle stationary and engine running at idle speed, then reengage gear range "P"		
7	Insert oil dipstick all the way into oil filler pipe, pull it out again and read off transmission oil level	ⓘ When cold, the transmission oil level must be between the "min" and "max" marking in the range (A). 🔧	*140589152100
8	Correct transmission oil level	If necessary ⓘ Insufficient and excessive quantities of oil can result in malfunctions and transmission damage. 🔧 🔧 🔧	*210589007100 *140589496300 *126589126300
9	Check transmission oil level again	After pouring in transmission oil.	
ⓘ	Only perform steps 10 to 14 if shifting problems occur.	ⓘ Precise checking is only possible at a transmission oil temperature > 80 °C.	
10	Connect Star Diagnosis and check transmission oil temperature in gear range "R" or "D"	ⓘ Operate the service brake when doing so.	
11	Start engine and allow it to idle in gear range "P"		
12	Insert oil dipstick all the way into oil filler pipe, pull it out again and read off transmission oil level	ⓘ The transmission oil level must be between the "min" and "max" marking in the range (B). 🔧	*140589152100
13	Correct transmission oil level	If necessary ⓘ Insufficient and excessive quantities of oil can result in malfunctions and transmission damage. 🔧 🔧 🔧	*210589007100 *140589496300 *126589126300
14	Check transmission oil level again	After pouring in transmission oil.	
15	Mount cap (93) on oil filler pipe and press in new locking pin (93a) until it latches		
16	Perform engine test run and, with engine running, check transmission for leaks and that it is functioning correctly		

📄 Automatic transmission

Number	Designation	Transmission 722.600/601/604/605/ 606/607/608/609/611/ 613/614/616/617/618/ 619/629/634/639/660/ 661/662/664/665/689/ 695/696/699	Transmission 722.602/603/615	Transmissions 722.610/638

BF27.00-P-1001-01C	Filling capacity	Initial charge	Liters	7.5 (+0.5)	7.0 (+0.5)	8.0
		during oil change	Liters	-	-	-
		Specifications for Operating Fluids	Sheet	BB00.40-P-0236-14A	BB00.40-P-0236-14A	BB00.40-P-0236-14A
			Sheet	-	-	-

 Automatic transmission

Number	Designation	Transmission 722.620/621 in model 129	Transmission 722.620/621 in model 140, transmission 722.622/623/624/625/626/627/628/630/631/632/633/635/636/663/666/669		
BF27.00-P-1001-01C	Filling capacity	Initial charge	Liters	8.2 (+0.5)	8.6 (+0.5)
		during oil change	Liters	-	-
		Specifications for Operating Fluids	Sheet	BB00.40-P-0236-14A	BB00.40-P-0236-14A
			Sheet	-	-

 Automatic transmission

Number	Designation	Transmission 722.637 in model 461.302/331/332/342/345	Transmission 722.637 in model 463.322/323		
BF27.00-P-1001-01C	Filling capacity	Initial charge	Liters	7.9	7.9
		during oil change	Liters	-	-
		Specifications for Operating Fluids	Sheet	BB00.40-P-0236-14A	BB00.40-P-0236-14A
			Sheet	-	-


 Automatic transmission

Number	Designation	Transmissions 722.640/644	Transmission 722.642	Transmission 722.643

BF27.00-P-1001-01C	Filling capacity	Initial charge	Liters	7.5	7.3 (+0.5)	8,7
		during oil change	Liters	-	-	-
	Specifications for Operating Fluids	Sheet		BB00.40-P-0236-14 A	BB00.40-P-0236-14 A	BB00.40-P-0236-14 A
		Sheet		-	-	-

 Automatic transmission

Number	Designation			Transmission 722.648	Transmission 722.649	Transmission 722.667/668/672/ 676/690
BF27.00-P-1001-01C	Filling capacity	Initial charge	Liters	8	8,0	9
		during oil change	Liters	5	6.5	-
	Specifications for Operating Fluids	Sheet		BB00.40-P-0236-14 A	BB00.40-P-0236-14 A	BB00.40-P-0236-14 A
		Sheet		-	-	-


 Automatic transmission

Number	Designation			Transmission 722.673 in model 163	Transmission 722.674 in model 163	Transmission 722.641 in model 170
BF27.00-P-1001-01C	Filling capacity	Initial charge	Liters	7.6 to 8.0	8.8 to 9.2	7.3 to 7.7
		during oil change	Liters	-	-	-
	Specifications for Operating Fluids	Sheet		BB00.40-P-0236-14 A	BB00.40-P-0236-14 A	BB00.40-P-0236-14 A
		Sheet		-	-	-

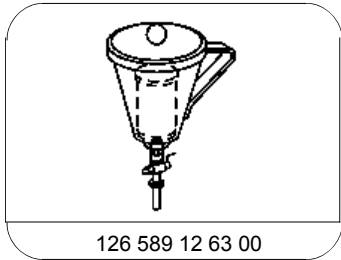
 Automatic transmission

Number	Designation			Transmission 722.612/697/ 698 in model 202	Transmission 722.621 in model 202	Transmission 722.645 in model 463
BF27.00-P-1001-01C	Filling capacity	Initial charge	Liters	7.3 to 7.7	8.5 to 8.9	8.8 to 9.2

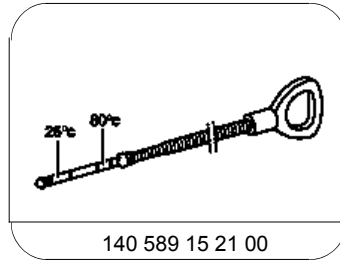
	during oil change	Liters	-	-	-
	Specifications for Operating Fluids	Sheet	BB00.40-P-0236-14 A	BB00.40-P-0236-14 A	BB00.40-P-0236-14 A
		Sheet	-	-	-

 **Automatic transmission**

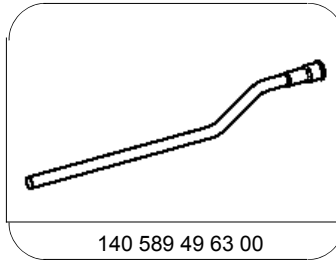
Number	Designation		Transmission 722.646	Transmission 722.671/675/677	Transmission 722.694	
BF27.00-P-1001-01C	Filling capacity	Initial charge	Liters	8.3	8.5 to 8.9	7.3
		during oil change	Liters	-	-	-
	Specifications for Operating Fluids	Sheet		BB00.40-P-0236-14 A	BB00.40-P-0236-14 A	BB00.40-P-0236-14 A
		Sheet		-	-	-



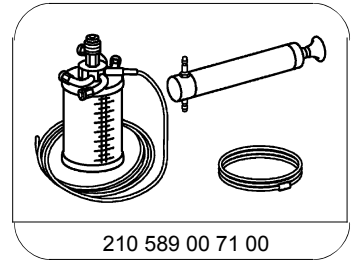
Funnel



Dipstick



Filling pipe



Hand pump