



MODEL 163.113 /128 /136, 203.0 /7, 209, 211.020 /022 /061 /065 /070 /076 /080 /082 /083 /084 /089 /220 /222 /261 /265 /270 /276 /280 /282 /283 /284 /289 /620


MODEL 203.2 except CODE (480) Rear axle level control system



P46.30-2088-01



P46.30-2087-01



P46.30-2089-01

Shown on engine 111 in model 203

Shown on engine 112 in model 203

Shown on engine 611 in model 203

30a Power steering expansion reservoir










30g Expansion reservoir cover

a Dipstick

Modification notes

28.7.04	Raise vehicle until wheels are clear of the ground using lifting platform, added	Step 1	
28.7.04	Turn steering wheel slowly from steering stop to steering stop until no more bubbles are ascertained, added	Step 5	

	Remove/install		
1	Hoist vehicle with lifting platform until wheels are free	Model 211 Model 163 Model 203, 209	AR00.60-P-1000T AR00.60-P-1000GH AR00.60-P-1000P
2	Remove left air intake hose	Engine 112, 113	
Fill			
3	Fill expansion reservoir (30a) with MB-steering gear oil	<p> Do not start the engine! If the engine is started there is a risk of air entering the hydraulic steering system, which is then extremely difficult to remove.</p> <p> Fill the expansion reservoir (30a) with MB steering gear oil up to approx. 10 mm below the top edge of the reservoir.</p> <p> Add MB steering gear oil continuously, until the fluid level remains constant.</p>	*BF46.20-P-1001-01A
Bleeding			
4	Turn steering wheel from steering stop to steering stop	<p> Do not start the engine! If the engine is started there is a risk of air entering the hydraulic steering system, which is then extremely difficult to remove.</p> <p> Slowly turn steering wheel from steering stop to steering stop until no more bubbles are ascertained in the expansion reservoir (30a).</p> <p> Repeat turning the steering from stop to stop several times (up to 30 times). During this process MB steering gear oil must be added to the expansion reservoir by an assistant.</p>	
Danger!	Risk of accident caused by vehicle starting off by itself when engine is running. Risk of injury caused by contusions and burns during starting procedure or when working near the engine as it is running	Secure vehicle to prevent it from moving by itself. Wear closed and snug-fitting work clothes. Do not touch hot or rotating parts.	AS00.00-Z-0005-01A

5	Start engine without moving the steering	<p> Allow engine to run for approx. 1 min at idle speed.</p> <p> During this process an assistant must observe the steering gear oil level in the expansion reservoir (30a) and add MB steering gear oil if necessary.</p>	
6	Turn steering wheel from steering stop to steering stop	<p> When the engine is running, turn the steering wheel slowly several times from steering stop to steering stop, in the meantime refilling the expansion reservoir (30a) with MB steering gear oil.</p> <p> Repeat process until the steering gear oil level remains constant in the expansion reservoir (30a) and there are no more bubbles.</p>	
	Checking		
7	<p>Check oil level in expansion reservoir (30a) and fill to maximum fill level</p> <p> AP</p> <p> AP</p> <p>Power steering - checking and correcting oil level</p>	<p> The oil level in the expansion reservoir (30a) must always be filled up to the maximum level.</p> <p>Model 211 with diesel engine, 163, 203, 209</p> <p>Model 211 with gasoline engine</p>	<p>AP46.00-P-4611P</p> <p>AP46.00-P-4611BB</p>
8	Check steering system for leaks	 In the event of leakage, find and eliminate cause.	
9	Install in the reverse order		

Steering gear

Number	Designation	Model 163	Model 203	Model 211
BF46.20-P-1001-01A	Power steering			
	Filling capacity	Liters	≈1,2	≈1,0
	MB steering gear oil	Sheet	BB00.40-P-0236-03 A	BB00.40-P-0345-00 A
			BB00.40-P-0345-00 A	BB00.40-P-0345-00 A

Steering gear

Number	Designation	Model 209
BF46.20-P-1001-01A	Power steering	
	Filling capacity	Liters
	MB steering gear oil	Sheet
		≈1,0
		BB00.40-P-0345-00 A