


Model 204, 207, 212, 218 with transmission 722.96

Model 212, 218 with transmission 722.97













Model 218 with transmission 725.0
with code M005 (4MATIC)

- 1 Front axle transmission
1r Screw
1s Bolts
2s Drain plug



P33.30-2122-05

Danger !	Risk of injury to skin and eyes due to handling of transmission oil. Health risk caused by swallowing transmission oil	Wear protective gloves, protective clothing and safety glasses. Do not pour transmission oil into beverage bottles.	AS00.40-Z-0001-01A
Danger !	Risk of injury caused by scraping or cutting body parts on sharp vehicle parts	Always wear protective gloves when working on or near sharp and non-deburred vehicle parts. Deburr repair panels.	AS00.00-Z-0017-01A
	Notes on self-locking nuts and bolts		AH00.00-N-0001-01A
	Notes on automatic transmission		AH27.19-P-0001-01NKB
	Remove		
1	Remove front axle carrier	Model 204, 207 with transmission 722.96 Model 212, 218 with transmission 722.96 Model 212, 218 with transmission 722.97 Model 218 with transmission 725.0 with code M005 (4MATIC)	AR33.10-P-0001CW AR33.10-P-0001EW
2	Remove drain plug (2s), drain hypoid gear oil out of front axle transmission (1) and collect in a suitable container		
3	Detach propeller shaft from front axle transmission (1)	Model 204, 207, 212, 218 with transmission 722.96 Model 212, 218 with transmission 722.97 Model 218 with transmission 725.0 with code M005 (4MATIC) Model 218 with transmission 725.0 with code M005 (4MATIC) Model 204, 207.3 with transmission 722.96 with code M005 (4MATIC) Model 212, 218 with transmission 722.97 Model 212.08/09/28/29, 218.39/99 with transmission 722.96 Absolute cleanliness is essential when working on the front axle transmission (1). If this is not ensured, even minute dirt particles can prevent the front axle transmission (1) from functioning correctly or damage it.	AR41.10-P-0070AVG AR41.10-P-0070CWX AR41.10-P-0070EWX

4	Remove intermediate shaft	Model 204.08/09/28/29/38/90/93/98/99 with transmission 722.96 Model 207, 212, 218 with transmission 722.96 with code M005 (4MATIC) Model 212, 218 with transmission 722.97 with code M005 (4MATIC) Model 218 with transmission 725.0 with code M005 (4MATIC)	AR33.30-P-0625CWX
5	Remove screws/bolts (1r, 1s) and remove front axle differential (1)	 Absolute cleanliness is essential when working on the front axle transmission (1). If this is not ensured, even minute dirt particles can prevent the front axle transmission (1) from functioning correctly or damage it.  Helper required.	
	Install		
6	Check that pilot bushing in oil pan is seated correctly; replace if necessary		
7	Mount front axle transmission (1)	Model 204, 207, 212, 218 with transmission 722.96 Model 212, 218 with transmission 722.97 Model 218 with transmission 725.0 with code M005 (4MATIC)  It is essential to observe tightening sequence. If this is not observed, there may be some noise development and vibrations in the front axle transmission (1).  Collar bolt, front axle gear to support brace  Collar bolt, front axle gear to engine support	AR33.30-P-0525-04CWX AR33.30-P-0525-06AVG *BA33.30-P-1006-03G *BA33.30-P-1007-03G
8	Screw drain plug (2s) with new sealing ring into front axle transmission (1) and tighten drain plug (2s)	 Front axle transmission drain screw	*BA33.30-P-1008-03G
9  BB	Fill front axle transmission (1) with hypoid gear oil Universal hypoid gear oils (specification 235.7)	 The front axle transmission (1) does not have an oil filler hole and must be filled through the front axle shaft opening.  Hypoid gear oil	BB00.40-P-0235-07A *BF33.30-P-1001-03F
10	Install intermediate shaft	Model 204.08/09/28/29/38/90/93/98/99 with transmission 722.96 Model 207, 212, 218 with transmission 722.96 with code M005 (4MATIC) Model 212, 218 with transmission 722.97 with code M005 (4MATIC) Model 218 with transmission 725.0 with code M005 (4MATIC)	AR33.30-P-0625CWX
11	Attach propeller shaft to front axle transmission (1)	Model 204, 207, 212, 218 with transmission 722.96 Model 212, 218 with transmission 722.97 Model 218 with transmission 725.0 with code M005 (4MATIC) Model 218 with transmission 725.0 with code M005 (4MATIC) Model 204, 207.3 with transmission 722.96 with code M005 (4MATIC) Model 212, 218 with transmission 722.97 Model 212.08/09/28/29, 218.39/99 with transmission 722.96  Always check tightening torque. Otherwise there may be some noise development and vibrations in the front axle transmission.  Absolute cleanliness is essential when working on the front axle transmission (1). If this is not ensured, even minute dirt particles can prevent the front axle transmission (1) from functioning correctly or damage it.	AR41.10-P-0070AVG AR41.10-P-0070CWX AR41.10-P-0070EWX
12	Install front axle carrier	Model 204, 207 with transmission 722.96	AR33.10-P-0001CW

		Model 212, 218 with transmission 722.96 Model 212, 218 with transmission 722.97 Model 218 with transmission 725.0 with code M005 (4MATIC)	AR33.10-P-0001EW
13	⚠ Danger ! Risk of accident from vehicle starting off by itself when engine running. Risk of injury (bruises and burns) resulting from working on the engine while it is being started or when it is running. Perform engine test run and check front axle transmission (1) for leaktightness and proper functioning	Secure vehicle to prevent it from starting off by itself. Wear closed and snug-fitting work clothes. Do not touch hot or rotating parts.	AS00.00-Z-0005-01A

Nm Front axle gear

Number	Designation		Model 204	Model 207
BA33.30-P-1006-03G	Collar bolt, front axle gear to support brace	Nm	65	65

Nm Front axle gear

Number	Designation		Model 212	Model 218
BA33.30-P-1006-03G	Collar bolt, front axle gear to support brace	Nm	65	65

Nm Front axle gear

Number	Designation		Model 204	Model 207	
BA33.30-P-1007-03G	Collar bolt, front axle gear to engine support	Stage 1	Nm	5	5
		Stage 2	Nm	50	50
		Stage 3	∠ °	95	95

Nm Front axle gear

Number	Designation		Model 212	Model 218	
BA33.30-P-1007-03G	Collar bolt, front axle gear to engine support	Stage 1	Nm	5	5
		Stage 2	Nm	50	50
		Stage 3	∠ °	95	95

Nm Front axle gear

Number	Designation		Model 204	Model 207
BA33.30-P-1008-03G	Front axle transmission drain screw	Nm	20	20

Nm Front axle gear

Number	Designation		Model 212	Model 218
BA33.30-P-1008-03G	Front axle transmission drain screw	Nm	20	20

📄 Front axle gear

Number	Designation		Model 204	Model 207	
BF33.30-P-1001-03F	Hypoid gear oil	Filling capacity	Liter	0,55	0,55
		Sheet		BB00.40-P-0235-07A	BB00.40-P-0235-07A

📄 Front axle gear

Number	Designation	Model 212	Model 218
BF33.30-P-1001-03F	Hypoid gear oil	0,55	0,55
	Filling capacity Liter		
	Sheet	BB00.40-P-0235-07A	BB00.40-P-0235-07A