



What's New for MY2009 C-Class (W204)



What's New for MY2009...

- Dynamic Handling Package now available
(optional on RWD C 300, standard on C 350)




- MY08 Sport Package now standard on all C 300s



- New rear view mirror compass

- Optional Media Interface
(available Q4 2008)



- Burl Walnut Wood Trim now available for all model variants



Timing:

- MY2009 – Summer 2008
(SOP – June 2008)




New standard equipment for the C 300/C 300 4MATIC...

- MY08 Sport Package
 - “Star in Grille” Front Fascia
 - AMG Front Apron, Side Skirts & Rear Apron
 - 3-Spoke Leather Sport Steering Wheel
 - Brushed Stainless Steel Sports Pedals With Black Rubber Studs
 - Upgraded Brake Calipers (with “Mercedes-Benz” lettering)
 - Sports Suspension (Lowered 15 mm)
 - 17" 5-spoke Alloy Wheels
- In-dash CD Changer
- Burl Walnut Wood Trim



Option changes for the C 300...

- New rear view mirror compass now included in the Premium Package
- harman/kardon LOGIC7 Surround Sound System now available as a standalone option
- New optional Media Interface (only in conjunction with COMAND Navigation Package – available Q4 2008)
 - Factory connectivity for iPod, USB and Aux-In Audio
 - Fully integrated solution with main port in glovebox
 - All cables included
- New Sport Package for C 300 (details following)





New optional Sport Package for the C 300 (RWD only)...

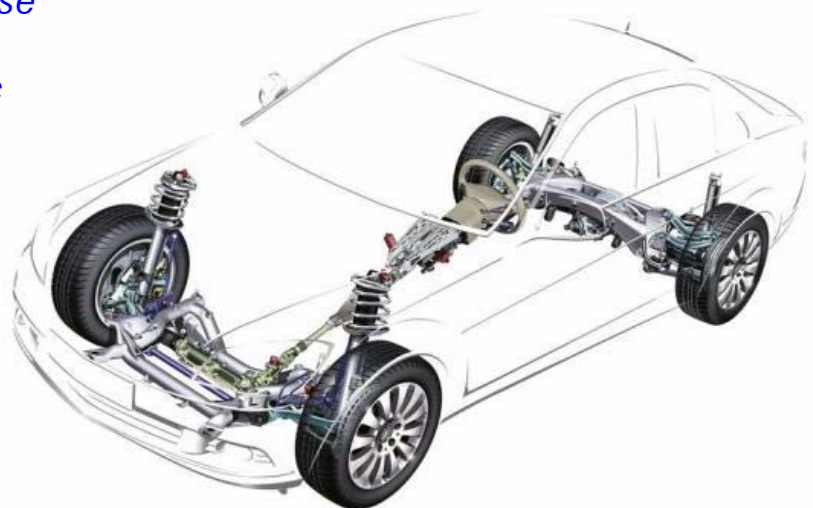
- Dynamic Handling Package
- Steering Wheel Shift Paddles
- AMG 17" 6-Twin-Spoke Wheels
- New Direct Steering



Dynamic Handling Package

At the push of a button, vehicle characteristics can vary between a comfortable and sporty set-up. The following parameters can be influenced:

- *Continuously variable damping*
- *Speed-sensitive power steering with variable centering and more direct steering ratio*
- *ESP/ASR (traction control)*
- *Accelerator response*
- *Speed of automatic gear changes*





Customer-order "Luxury Package"...

- There is delayed availability on the beige upholstery for the MY09 C 300 & C 300 4MATIC (in conjunction with the AVANTGARDE line)
- Until the beige is available, a Luxury Package will be offered on a custom-order basis:
 - *This package deletes all of the "sport" equipment and reverts the car back to the non-sport package equipment level of the MY08 car*
 - *Only beige ARTICO (or optional leather) upholstery is available*
- This is non-orderable in the ordering system and any requests should be directed to MBC Distribution at Head Office
- This option will not be communicated in any of the product collateral and this package should not be used under any circumstance for vehicle stocking





New standard equipment for the C 350/C 350 4MATIC...

- Burl Walnut Wood Trim
- Rear View Mirror Compass
- AMG 18" 5-Twin-Spoke Wheels
(with performance tires – **no-charge all-season tire package available with 17" AMG wheels**)




For C 350 (RWD only):

- Dynamic Handling Package
- Steering Wheel Shift Paddles
- New Direct Steering



Option changes for the C 350...

- New optional Media Interface
(only in conjunction with COMAND Navigation Package – available Q4 2008)
 - *Factory connectivity for iPod, USB and Aux-In Audio*
 - *Fully integrated solution with main port in glovebox*
 - *All cables included*
- **New All-Season Wheel/Tire Package**
 - *AMG 17" 6-Twin-Spoke Wheels*
 - *All-Season Tires*





New standard equipment for the C 63 AMG...

- In-dash CD Changer
- Rear View Mirror Compass











Option changes for the C 63 AMG...

- **New AMG Performance Package**
 - *Electronic Speed Limiter Deletion*
 - *AMG Limited Slip Differential*
 - *AMG Performance Suspension*
 - *AMG High-Performance Composite Brakes*
 - *AMG Performance Steering Wheel (Nappa Leather with Alcantara Side Grips)*
 - *AMG Carbon Fibre Trim*
- **Premium Package**
 - *COMAND APS w/HDD Navigation & DVD Changer*
 - *LINGUATRONIC Voice Control*
 - *Rear Window Sunshade*
 - *THERMOTRONIC Automatic Climate Control*
 - *harman/kardon LOGIC7 Surround Sound System*
 - *KEYLESS GO*
- harman/kardon LOGIC7 Surround Sound System now available as a standalone option





MY09 C-Class Wheels...

MY09 C-Class				
	C 230 / C 230 4MATIC	C 300 / C 300 4MATIC	C 350 / C 350 4MATIC	C 63 AMG
STANDARD	 <p>16" 7-spoke Front: 205/55 (7.0J x 16) Rear: 205/55 (7.0J x 16) All-season tires</p>	 <p>17" 5-spoke Front: 225/45 (7.5J x 17) Rear: 245/40 (8.5J x 17) All-season performance tires</p>	 <p>18" AMG 5-twin-spoke Front: 225/40 (8.0J x 18) Rear: 255/35 (8.5J x 18) Performance tires <i>(not recommended for winter use)</i></p>	 <p>18" AMG 5-spoke Front: 235/40 (8.0J x 18) Rear: 255/35 (9.0J x 18) Performance tires <i>(not recommended for winter use)</i></p>
SPORT PACKAGE	 <p>17" multi-spoke Front: 225/45 (7.5J x 17) Rear: 245/40 (8.5J x 17) All-season performance tires</p>	 <p>17" AMG 6-twin-spoke Front: 225/45 (7.5J x 17) Rear: 245/40 (8.5J x 17) All-season performance tires</p>	No Package Offer	No Package Offer
OPTIONAL	No Package Offer	 <p>17" AMG 6-twin-spoke Front: 225/45 (7.5J x 17) Rear: 245/40 (8.5J x 17) All-season performance tires <i>Available standalone on C 300 4MATIC</i></p>	 <p>17" AMG 6-twin-spoke Front: 225/45 (7.5J x 17) Rear: 245/40 (8.5J x 17) All-season performance tires</p>	No Package Offer



MY09 C-Class Technical Data...

MY09 C-Class	C 230 (Manual)	C 230 (Automatic)	C 230 4MATIC	C 300 (Manual)	C 300 (Automatic)
Baumuster	204052	204052	204085	204054	204054
DIMENSIONS					
Length (mm)	4,625	4,625	4,625	4,625	4,625
Width - Excluding Mirrors (mm)	1,770	1,770	1,770	1,770	1,770
Width - Including Mirrors (mm)	2,020	2,020	2,020	2,020	2,020
Height (mm)	1,444	1,444	1,445	1,444	1,444
Wheelbase (mm)	2,760	2,760	2,760	2,760	2,760
Turning Circle (m)	10.84	10.84	10.99	10.84	10.84
Track Width - Front (mm)	1,541	1,541	1,541	1,541	1,541
Track Width - Rear (mm)	1,544	1,544	1,544	1,544	1,544
Headroom - Front (mm)	972	972	972	972	972
Headroom - Rear (mm)	942	942	942	942	942
Luggage Capacity (L)	354	354	354	354	354
Fuel Capacity (L)	66	66	66	66	66
WEIGHT					
Curb Weight (kg)	1,590	1,610	1,690	1,600	1,615
Weight Distribution - Front (%)	53%	54%	55%	53%	54%
Weight Distribution - Rear (%)	47%	46%	45%	47%	46%
Maximum Gross Vehicle Weight (kg)	2,025	2,045	2,105	2,040	2,060
Maximum Payload (kg)	355	360	350	375	380
Maximum Front Axle Load (kg)	995	1010	1070	995	1010
Maximum Rear Axle Load (kg)	1085	1090	1085	1085	1090
Maximum Roof Load (kg)	100	100	100	100	100
ENGINE					
Engine Type	24V DOHC V6	24V DOHC V6	24V DOHC V6	24V DOHC V6	24V DOHC V6
Displacement (cm ³)	2496	2496	2496	2996	2996
Bore (mm)	88.00	88.00	88.00	88.00	88.00
Stroke (mm)	68.40	68.40	68.40	82.10	82.10
Horsepower (SAE @ RPM)	201 @ 6100	201 @ 6100	201 @ 6100	228 @ 6000	228 @ 6000
Torque (ft-lb @ RPM)	181 @ 2900-5500	181 @ 2900-5500	181 @ 2900-5500	221 @ 2500-5000	221 @ 2500-5000
Compression Ratio	11.4 : 1	11.4 : 1	11.4 : 1	11.3 : 1	11.3 : 1
Fuel Type	Premium Unleaded	Premium Unleaded	Premium Unleaded	Premium Unleaded	Premium Unleaded
DRIVETRAIN					
Drive Configuration	RWD	RWD	4MATIC Permanent AWD	RWD	RWD
Transmission Type	6-Speed Manual	7G-TRONIC Automatic	7G-TRONIC Automatic	6-Speed Manual	7G-TRONIC Automatic
Gear Ratios (:1)					
1st	4.459	4.377	4.377	4.459	4.377
2nd	2.614	2.859	2.859	2.614	2.859
3rd	1.723	1.921	1.921	1.723	1.921
4th	1.245	1.368	1.368	1.245	1.368
5th	1.000	1.000	1.000	1.000	1.000
6th	0.838	0.820	0.820	0.838	0.820
7th	n.a.	0.728	0.728	n.a.	0.728
Reverse	4.062	3.416	3.416	4.062	3.416
Final Drive Ratio	3.070	2.820	3.070	3.070	2.820
BODY/SUSPENSION					
Steering	Rack & Pinion	Rack & Pinion	Rack & Pinion	Rack & Pinion	Rack & Pinion
Braking System	ABS with Brake Assist	ABS with Brake Assist	ABS with Brake Assist	ABS with Brake Assist	ABS with Brake Assist
Front Brake Type / Diameter (mm)	Disc / 295	Disc / 295	Disc / 295	Disc / 295	Disc / 295
Rear Brake Type / Diameter (mm)	Disc / 300	Disc / 300	Disc / 300	Disc / 300	Disc / 300
Brake Disc Ventilation	front	front	front	front	front
Front Suspension	Ind., 3-Link	Ind., 3-Link	Ind., 3-Link	Ind., 3-Link	Ind., 3-Link
Rear Suspension	Ind., MB Multi-Link	Ind., MB Multi-Link	Ind., MB Multi-Link	Ind., MB Multi-Link	Ind., MB Multi-Link
Drag Coefficient	0.29	0.29	0.29	0.29	0.29
ELECTRICAL					
Battery Capacity (Amp Hours)	74	74	74	74	74
Alternator Output (Watts)	2,100	2,100	2,100	2,100	2,100
Alternator Amperage (Amps)	150	150	150	150	150
PERFORMANCE					
Top Speed (Electronically Limited - km/h)	210	210	210	210	210
Acceleration - 0-100 km/h (Seconds)	8.4	8.4	8.4	7.3	7.3



MY09 C-Class Technical Data...

MY09 C-Class	C 300 4MATIC	C 350	C 350 4MATIC	C 63 AMG
Baumuster	204081	204056	204087	204077

DIMENSIONS

Length (mm)	4,625	4,625	4,625	4,726
Width - Excluding Mirrors (mm)	1,770	1,770	1,770	1,795
Width - Including Mirrors (mm)	2,020	2,020	2,020	2,020
Height (mm)	1,445	1,448	1,449	1,438
Wheelbase (mm)	2,760	2,760	2,760	2,765
Turning Circle (m)	10.99	10.84	10.84	11.75
Track Width - Front (mm)	1,541	1,533	1,533	1,569
Track Width - Rear (mm)	1,544	1,536	1,536	1,525
Headroom - Front (mm)	972	972	972	972
Headroom - Rear (mm)	942	942	942	942
Luggage Capacity (L)	354	354	354	354
Fuel Capacity (L)	66	66	66	66

WEIGHT

Curb Weight (kg)	1,695	1,640	1,720	1,780
Weight Distribution - Front (%)	55%	54%	55%	50%
Weight Distribution - Rear (%)	45%	46%	45%	50%
Maximum Gross Vehicle Weight (kg)	2,120	2,095	2,155	2,210
Maximum Payload (kg)	370	390	390	440
Maximum Front Axle Load (kg)	1070	1020	1080	1090
Maximum Rear Axle Load (kg)	1085	1105	1100	1110
Maximum Roof Load (kg)	100	100	100	100

ENGINE

Engine Type	24V DOHC V6	24V DOHC V6	24V DOHC V6	32V DOHC V8
Displacement (cm ³)	2996	3498	3498	6208
Bore (mm)	88.00	92.90	92.90	102.20
Stroke (mm)	82.10	86.00	86.00	94.60
Horsepower (SAE @ RPM)	228 @ 6000	268 @ 6000	268 @ 6000	451 @ 6800
Torque (ft-lb @ RPM)	221 @ 2500-5000	258 @ 2400-5000	258 @ 2400-5000	443 @ 5000
Compression Ratio	11.3 : 1	10.7 : 1	10.7 : 1	11.3 : 1
Fuel Type	Premium Unleaded	Premium Unleaded	Premium Unleaded	Premium Unleaded

DRIVETRAIN

Drive Configuration	4MATIC Permanent AWD	RWD	4MATIC Permanent AWD	RWD
Transmission Type	7G-TRONIC Automatic	7G-TRONIC Automatic	7G-TRONIC Automatic	AMG SPEEDSHIFT PLUS 7G-TRONIC Automatic
Gear Ratios (:1)				
1st	4.377	4.377	4.377	4.377
2nd	2.859	2.859	2.859	2.859
3rd	1.921	1.921	1.921	1.921
4th	1.368	1.368	1.368	1.368
5th	1.000	1.000	1.000	1.000
6th	0.820	0.820	0.820	0.820
7th	0.728	0.728	0.728	0.728
Reverse	3.416	3.416	3.416	3.416
Final Drive Ratio	3.070	2.820	2.820	2.820

BODY/SUSPENSION

Steering	Rack & Pinion	Rack & Pinion	Rack & Pinion	Rack & Pinion
Braking System	ABS with Brake Assist	ABS with Brake Assist	ABS with Brake Assist	ABS with Brake Assist
Front Brake Type / Diameter (mm)	Disc / 295	Disc / 322	Disc / 322	Disc / 360
Rear Brake Type / Diameter (mm)	Disc / 300	Disc / 300	Disc / 300	Disc / 330
Brake Disc Ventilation	front	front & rear	front & rear	front & rear
Front Suspension	Ind., 3-Link	Ind., 3-Link	Ind., 3-Link	Ind., 3-Link
Rear Suspension	Ind., MB Multi-Link	Ind., MB Multi-Link	Ind., MB Multi-Link	Ind., MB Multi-Link
Drag Coefficient	0.29	0.30	0.30	0.32

ELECTRICAL

Battery Capacity (Amp Hours)	74	74	74	95
Alternator Output (Watts)	2,100	2,100	2,100	2,500
Alternator Amperage (Amps)	150	150	150	150

PERFORMANCE

Top Speed (Electronically Limited - km/h)	210	210	210	250
Acceleration - 0-100 km/h (Seconds)	7.3	6.4	6.3	4.5