



Tutoriale din service (<https://www.servicetutorials.com/>)

Invata sa-ti repari/intretii singur masina... in doar cativa pasi



Mercedes-Benz C-Class W204 (2008-2014) fuses and relay diagram

📅 02/09/2020

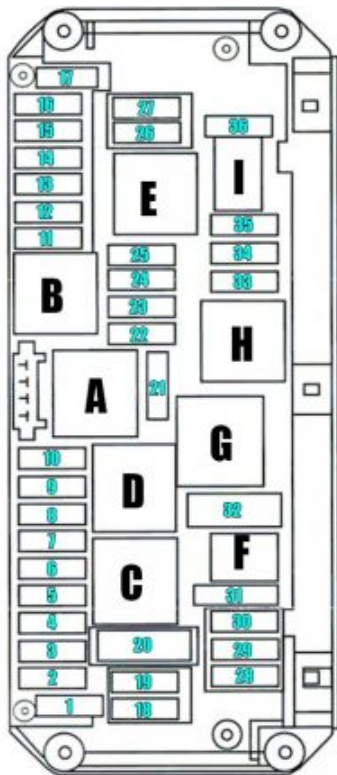
Below you will find fuses and relay diagram for Mercedes-Benz C-Class W204 (2008-2014). If you want to replace any fuses, make sure to replace it with the same color fuse or with the same ampere fuse. Otherwise you could overload the wires or even cause more serious problems to that circuit if you use a higher ampere fuse.

**You can find a lot of fuses at a cheap price HERE: <https://amzn.to/32PYYwW>
(<https://amzn.to/32PYYwW>)**



You have to know that In the Mercedes-Benz C Class there are fuses box in four locations:

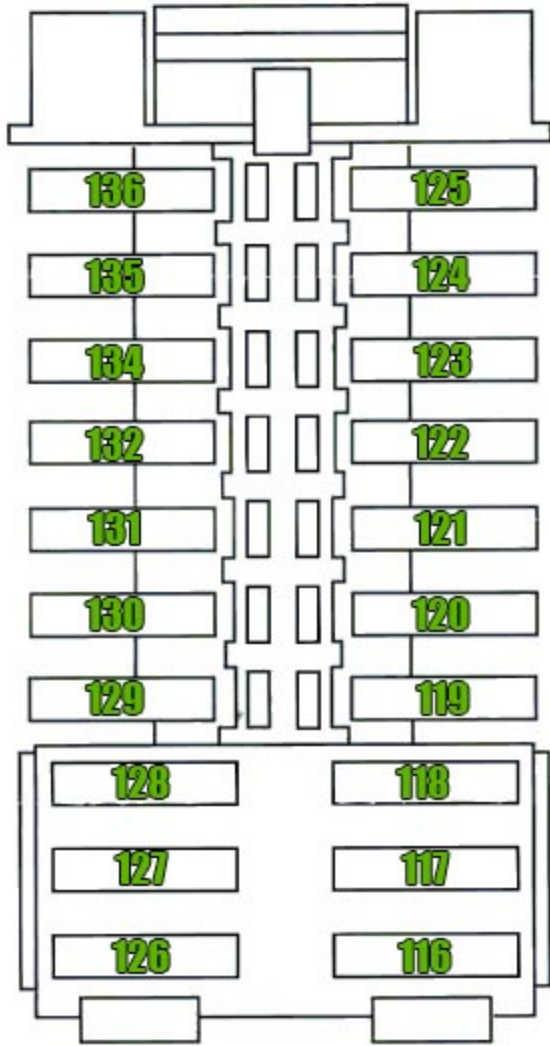
- in the engine bay, on the left side of the car



(<http://www.servicetutorials.com/wp-content/uploads/2020/09/mercedes-c-class-w204-engine-compartment-fuse-box-panel-diagram.jpg>)

- on the left side of the dash, behind the cover



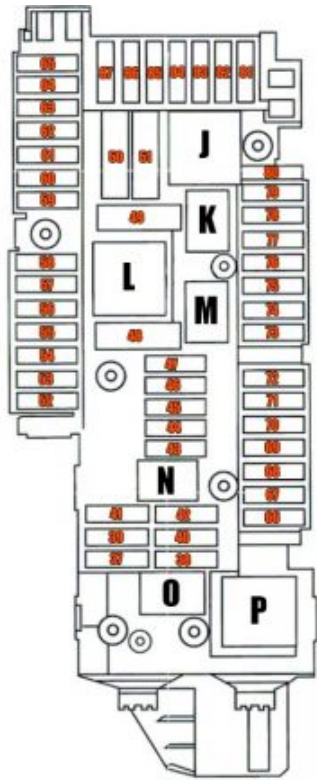


(<http://www.servicetutorials.com/wp->

[content/uploads/2020/09/mercedes-c-class-w204-fuse-panel-box-relay-diagram-left-side-dash.jpg](http://www.servicetutorials.com/wp-content/uploads/2020/09/mercedes-c-class-w204-fuse-panel-box-relay-diagram-left-side-dash.jpg))

- in the trunk (on the right side)





(<http://www.servicetutorials.com/wp-content/uploads/2020/09/mercedes-c-class-w204-fuse-panel-box-relay-diagram-luggage-compartment.jpg>)

- in the passenger compartment on the right side, behind the cover



(<http://www.servicetutorials.com/wp-content/uploads/2020/09/mercedes-c-class-w204-fuse-panel-box-relay-diagram-passenger-compartment.jpg>)

Below you can see the Mercedes-Benz C-Class fuse box diagrams:



Fuse Position	Ampere rating [A]	Symbol / Semnification
1	25A	ABS/ASR/BAS/ESP
2	30A	Ambient Lighting/ Central Locking / Cortesy Lights / Warning Lamps / Exterior Mirror Function / Power window, front / Seat adjustment, front / Steering wheel adjustment / Switch illumination
3	30A	Ambient Lighting/ Central Locking / Cortesy Lights / Warning Lamps / Exterior Mirror Function / Power window, front / Seat adjustment, front / Switch illumination
4	7.5A	Fuel Pump
5	7.5A	Instrument cluster
6	10A	ABS/ASR/BAS/ESP / Engine Electronics / Fuel Pump / Starter
7	20A	Starter
8	7.5A	Airbag Systems
9	15A	Socket front
10	30A	Windshield wipers, front
11	7.5A	Central Display
12	7.5A	A/C System Heater/ Adaptive Damping System / PARKTRONIK system / Rearwindow sunstjade / Seat heating, driver / Seat heating, front passenger / Switch illumination
13	7.5A	ABS/ASR/BAS/ESP / Fanfare Horn / Headlamp Flasher / Multi-f unction steering wheel / Turn signal lamps / Windshield washer pump / Windshield wipers, rear / Windshield wipers, front
14	7.5A	ABS/ASR/BAS/ESP
15	7.5A	Airbag Systems
16	5A	ABS/ASR/BAS/ESP / Adaptive Damping System / Automatic Transmission / Diagnostic Socket

17	30A	Auto Dimming Rear View Mirror / Ceiling Lamps / Garage Door Opener / Makeup mirror lamp / Panoramic glass roof / Rain sensor / Reading lamps / Switch illumination / Tilting/Sliding sunroof
18	7.5A	Exterior Lamp Switch / Hazard Warning Flasher
19	20A	Engine Electronics / Fuel Pump / Ignition lock / Starter / Steering lock
20	40A	ABS/ASR/BAS/ESP
21	7.5A	ABS/ASR/BAS/ESP / Brake Lights / Glove Compartment Light / Mobile phone
22	15A	Engine Electronics
23	20A	Engine Electronics / Fuel Pump
24	15A	Engine Electronics
25	15A	Engine Electronics
26	20A	COMAND / Radio systems / Satellite radio
27	7.5A	Engine Electronics / Fuel Pump / Ignition lock / Starter / Steering lock
28	7.5A	Instrument cluster
29	10A	Headlamp range adjustment
30	10A	Headlamp range adjustment
31a / 31b	15A	Fanfare Horn
32	40A	Engine Electronics
33	10A	Automatic Transmission
34	7.5A	-
35	5A	-
36	7.5A	-



37	5A	Airbag Systems / NECK-PRO
38	15A	Rear window washer system
39	30A	Ambient Lighting/ Cortesy Lights / Warning Lamps / Power window, rear / Switch illumination
40	-	-
41	30A	Ambient Lighting/ Cortesy Lights / Warning Lamps / Power window, rear / Switch illumination
42	20A	Fuel Pump
43	5A	CD Changer
44	30A	Seat adjustment, front
45	30A	Seat adjustment, front
46	7.5A	Antenna Module / Anti Theft Alarm / Interior motion sensor / Tow-away protection
47	-	-
48	-	-
49	40A	Heated rear window
50	50A	PRESAFE safety system
51	50A	PRESAFE safety system
53	30A	Trailer brake / Trailer hitching
54	7.5A	Trailer hitching
56	15A	Trailer hitching
57	20A	Trailer hitching
58	30A	Trailer hitching



59	5A	PARKTRONIK system
60	7.5A	Multi-contour seats
61	40A	Remote tailgate closing
67	40A	Sound system
69	20A	Control unit Height djustment
70	5A	Tire pressure monitoring system
71	15A	Cigar Lighter / Socket front
72	15A	Socket, load compartment
74	15A	KEYLESS-GO
75	20A	Engine Electronics
76	15A	Socket, rear
77	7.5A	Airbag Systems
78	7.5A	Socket front
83	7.5A	TELE AID
84	7.5A	Radio systems / Satellite radio
85	7.5A	TV tuner
86	7.5A	Rear compartment
87	7.5A	TELE AID
116	30 A	Seat adjustment, front/ Steering wheel adjustment
117	15 A	Adaptive damping system control unit
118	-	-



119	7.5 A	AC in rear Compartment / AMG Performance Media control unit (valid as of 1.6.12)
120	-	-
121	-	-
122	-	-
123	10 A	Steering column tube module control unit
124	-	-
125	-	-
126	30 A	Seat adjustment, front
127	-	-
128	-	-
129	20 A	Valid for engine 156: Oil cooler fan motor relay
130	-	-
131	-	-
132	-	-
133	-	-
134	-	-
135	-	-

Here you can see the Mercedes-Benz C-Class W204 (2008-2014) relay diagrams:

Fuse Position	Symbol / Semnification
---------------	------------------------

A	Backup relay
B	Circuit 50 starter relay
C	Circuit 15 relay
D	Terminal 15R relay
E	Engine circuit 87 relay
F	Fanfare horn relay
G	Valid for engine 156, 272, 276: Secondary air injection relay
H	Backup relay
I	Chassis circuit 87 relay
J	Heated rear window relay
K	Terminal 15 relay
L	Seat adjustment relay
M	Circuit 15R relay (2)
N	Valid for diesel engine: Fuel pump relay
O	Tailgate windshield wiper relay
P	Circuit 15R relay (1)

HERE you can find All-Included Pre-Built Bundles HELIOS is 100% plug and play on almost every car:

<https://bit.ly/2X27W8H> (<https://bit.ly/2X27W8H>)

Get the best car wax sprays, ceramic coatings and DIY car detailing products at a fraction of the price:

<https://bit.ly/3ecVWHg> (<https://bit.ly/3ecVWHg>)

Everyone at Wurzel Performance prides themselves in the quality of the products and services they provide: **<https://bit.ly/2TBLIZ2>** (<https://bit.ly/2TBLIZ2>)

Here you can find LED Indicator Lights and Brake Turn Signal Lights for you car: **<https://bit.ly/3c4nJlq>** (<https://bit.ly/3c4nJlq>)



If you have any suggestions about new tutorials, let us know in the comments section!

Check these VIDEO TUTORIALS for Mercedes-Benz!

How to change display language from instrument cluster on Mercedes-Benz A-Class, C-Class!

(<https://www.servicetutorials.com/en/2020/02/18/how-to-change-replace-display-language-instrument-cluster-language-from-german-to-english-on-mercedes-benz-a-class-b-class-c-class-e-class-in-5-steps/>)

How to replace Mercedes-Benz key fob battery in 4 steps!

(<https://www.servicetutorials.com/en/2020/02/06/how-to-replace-mercedes-benz-a-class-b-class-c-class-gle-gla-key-fob-battery-in-4-simple-steps/>)

How to reset service light (oil service) on Mercedes-Benz CLS in 6 steps!

(<https://www.servicetutorials.com/en/2015/05/21/mercedes-benz-cls-service-light-reset-in-6-steps/>)

👤 [service \(https://www.servicetutorials.com/author/service/\)](https://www.servicetutorials.com/author/service/) 📁 [Tutoriale \(https://www.servicetutorials.com/category/tutoriale-2/\)](https://www.servicetutorials.com/category/tutoriale-2/) 🔍 [mercedes c class fuse box diagram \(https://www.servicetutorials.com/tag/mercedes-c-class-fuse-box-diagram/\)](https://www.servicetutorials.com/tag/mercedes-c-class-fuse-box-diagram/), [mercedes c class w204 fuse box diagram \(https://www.servicetutorials.com/tag/mercedes-c-class-w204-fuse-box-diagram/\)](https://www.servicetutorials.com/tag/mercedes-c-class-w204-fuse-box-diagram/), [mercedes-benz c class tutorials \(https://www.servicetutorials.com/tag/mercedes-benz-c-class-tutorials/\)](https://www.servicetutorials.com/tag/mercedes-benz-c-class-tutorials/)

◀ [Ce semnifica sau Explicatie Tablou Sigurante Mercedes-Benz C-Class W204 2008-2014 \(https://www.servicetutorials.com/2020/09/01/ce-semnifica-sau-explicatie-tablou-sigurante-mercedes-benz-c-class-w204-2008-2014/\)](https://www.servicetutorials.com/2020/09/01/ce-semnifica-sau-explicatie-tablou-sigurante-mercedes-benz-c-class-w204-2008-2014/)

TUTORIAL: [Mercedes-Benz C-Class W204 \(2008-2014\) cigarette lighter 12V front socket fuse replacement ▶ \(https://www.servicetutorials.com/2020/09/03/tutorial-mercedes-benz-c-class-w204-2008-2014-cigarette-lighter-12v-front-socket-fuse-replacement/\)](https://www.servicetutorials.com/2020/09/03/tutorial-mercedes-benz-c-class-w204-2008-2014-cigarette-lighter-12v-front-socket-fuse-replacement/)



ARTICOLE RECENTE

TUTORIAL: [BMW 3-Series F30, F31, F34 \(2011-2019\) Fuse Box Location & Diagram \(explanation\) \(https://www.servicetutorials.com/2023/10/05/tutorial-bmw-3-series-f30-f31-f34-2011-2019-fuse-box-location-diagram-explanation/\)](https://www.servicetutorials.com/2023/10/05/tutorial-bmw-3-series-f30-f31-f34-2011-2019-fuse-box-location-diagram-explanation/)

[Locatie si semnificatie \(explicatie\) schema tablou sigurante si relee BMW Seria 3 F30, F31, F34 \(2011-2019\) \(https://www.servicetutorials.com/2023/10/03/locatie-si-semnificatie-explicatie-schema-tablou-sigurante-si-relee-bmw-seria-3-f30-f31-f34-2011-2019/\)](https://www.servicetutorials.com/2023/10/03/locatie-si-semnificatie-explicatie-schema-tablou-sigurante-si-relee-bmw-seria-3-f30-f31-f34-2011-2019/)

[ABS warning light is on, how to fix on Volkswagen Golf Mk4, Bora, Jetta, Passat B5, Polo, Skoda Octavia 1, Fabia, Seat Leon 1M, Toledo, Cordoba, Audi A2, A3, etc. \(https://www.servicetutorials.com/2023/09/30/abs-warning-light-is-on-how-to-fix-on-volkswagen-golf-mk4-bora-jetta-passat-b5-polo-skoda-octavia-1-fabia-seat-leon-1m-toledo-cordoba-audi-a2-a3-etc/\)](https://www.servicetutorials.com/2023/09/30/abs-warning-light-is-on-how-to-fix-on-volkswagen-golf-mk4-bora-jetta-passat-b5-polo-skoda-octavia-1-fabia-seat-leon-1m-toledo-cordoba-audi-a2-a3-etc/)

[Martor ABS aprins in bord \(siguranta arsa\) la VW Golf 4, Bora, Passat, Polo, Skoda Octavia 1, Fabia, Seat Leon 1M, Toledo, Cordoba, Audi A2, A3, etc. \(https://www.servicetutorials.com/2023/09/30/martor-abs-](https://www.servicetutorials.com/2023/09/30/martor-abs-)

apriins-in-bord-siguranta-arsa-la-vw-golf-4-bora-passat-polo-skoda-octavia-1-fabia-seat-leon-1m-toledo-cordoba-audi-a2-a3-etc/)

TUTORIAL: How to open a broken trunk lock (boot unlock) on Volkswagen Passat B6, B7 Variant, Estate (2006-2016) (<https://www.servicetutorials.com/2023/09/28/tutorial-how-to-open-a-broken-trunk-lock-boot-unlock-on-volkswagen-passat-b6-b7-variant-estate-2006-2016/>)

PESTE 2 MILIOANE DE PIESE IN STOC!

Proudly powered by WordPress (<https://wordpress.org/>) | Theme: Dream by vsFish (<http://vsfish.com/>).

