



Transmission 722.9 (except 722.96/97)
 Transmission 722.9

- 1 Overflow pipe
- 2 Adapter














P27.00-2165-04

- 3 Drain screw
- a Constant oil flow for excessively large oil filling capacity and at start of oil adjustment
- b Correct oil filling capacity after draining off excess quantity



P27.00-2330-05


<p>⚠ Caution</p>	<p>Risk of injury to skin and eyes due to handling of transmission oil. Health risk caused by swallowing transmission oil</p>	<p>Wear protective gloves, protective clothing and safety glasses. Do not pour transmission oil into beverage bottles.</p>	<p>AS00.40-Z-0001-01A</p>
	<p>Risk of death caused by vehicle slipping or toppling off of the lifting platform.</p>	<p>Align vehicle between vehicle lift columns and position the four support plates at the vehicle lift support points specified by the vehicle manufacturer.</p>	<p>AS00.00-Z-0010-01A</p>
<p>⚠ Warning</p>	<p>Risk of accident from vehicle starting off by itself when engine running. Risk of injury (bruises and burns) resulting from working on the engine while it is being started or when it is running.</p>	<p>Secure vehicle to prevent it from starting off by itself. Wear closed and snug-fitting work clothes. Do not touch hot or rotating parts.</p>	<p>AS00.00-Z-0005-01A</p>
	<p>Notes on automatic transmission</p>		<p>AH27.19-P-0001-01NKB</p>
<p>1</p>	<p>Raise vehicle with vehicle lift</p>	<p>Transmission 722.9 (except 722.96/97) in model all Transmission 722.9 in model all Transmission 722.9 (except 722.96/97) in model 205 Transmission 722.9 (except 722.96/97) in model 171.4, 172 Transmission 722.9 (except 722.96/97) in model 164, 166, 292 Transmission 722.9 (except 722.96/97) in model 219, 231 Transmission 722.9 (except 722.96/97) in model 217, 222 Transmission 722.9 (except 722.96/97) in model 212, 218 Transmission 722.9 (except 722.96/97) in model 203, 209</p>	<p>AR00.60-P-1002LWG AR00.60-P-1000V AR00.60-P-1000GZ AR00.60-P-1000TX AR00.60-P-1000LF AR00.60-P-0100EWS AR00.60-P-1000P</p>

9.2	Turn off engine	In vehicles without additional transmission cooler.	
10	Determine transmission oil temperature		
11	Start engine and leave transmission to run in drive range P		
12.1 WS	Add approx. 4 l transmission oil 000 588 06 82 00 Oil dispenser	After replacing the transmission and torque converter.  Transmission 722.9 (except 722.96/97) Transmission 722.90 Filling capacity	WS18.00-P-0026B *BF27.00-P-1001-01C
12.2 WS	Add approx. 2 l transmission oil 000 588 06 82 00 Oil dispenser	If the torque converter has not been emptied.  Transmission 722.9 (except 722.96/97) Transmission 722.90 Filling capacity	WS18.00-P-0026B *BF27.00-P-1001-01C
	Correct transmission oil level		
13	Shift through drive ranges P R N D several times with the brake applied and the engine idling		
14	Shift transmission to drive range P and let engine run at idle speed		
15	Determine transmission oil temperature	 The transmission oil temperature must not exceed the specified value because the overflow pipe (1) in the oil pan is designed for the corresponding transmission oil temperature.  On transmissions with tapered oil pan and with white or green overflow pipe (1), the transmission oil temperature must be 45 °C/113 °F.  On transmissions without tapered oil pan and with black overflow pipe (1), the transmission oil temperature must be 35 °C/95 °F.	
16	Detach adapter (2) from oil pan		
17	Drain off constant oil stream (arrow a) at specified transmission oil temperature until only drops come out (refer to correct oil filling capacity (arrow b))	 The engine must be idling and the transmission oil temperature must not be above the relevant specified transmission oil temperature. Otherwise, at higher transmission oil temperatures, too much transmission oil is drained off.  If the oil stream is not constant when the drain screw (3) is opened, the transmission oil level must be corrected (from step 11 onwards) and then adjusted again.  On transmissions with tapered oil pan and with white or green overflow pipe (1), the transmission oil temperature must be 45 °C/113 °F.  On transmissions without tapered oil pan and with black overflow pipe (1), the transmission oil temperature must be 35 °C/95 °F.	
18	Screw in drain screw (3)	 Replace seal.  Drain screw to oil pan	*BA27.10-P-1001-03D
19	Turn off engine		
20 AD	Disconnect diagnostic system	Transmission 722.9 (except 722.96/97) in model 164, 166, 171.4, 172, 203, 204, 207, 209, 211, 212, 215, 216, 218, 219, 220, 221, 230, 231, 251, 292 Transmission 722.9 in model 463 up to model year 2019 Transmission 722.9 (except 722.96/97) in model 205, 217, 222	AD00.00-P-2000-04A AD00.00-P-2000-04B
21	Remove vehicle from lifting platform	Transmission 722.9 (except 722.96/97) in model all Transmission 722.9 in model all Transmission 722.9 (except 722.96/97) in model 205 Transmission 722.9 (except 722.96/97) in model 171, 172 Transmission 722.9 (except 722.96/97) in model 164, 166, 292 Transmission 722.9 (except 722.96/97) in model 219, 231	AR00.60-P-1002LWG AR00.60-P-1000V AR00.60-P-1000GZ AR00.60-P-1000TX

	Transmission 722.9 (except 722.96/97) in model 217, 222	AR00.60-P-1000LF
	Transmission 722.9 (except 722.96/97) in model 212, 218	AR00.60-P-0100EWS
	Transmission 722.9 (except 722.96/97) in model 203, 209	AR00.60-P-1000P
	Transmission 722.9 (except 722.96/97) in model 251	AR00.60-P-1000RT
	Transmission 722.9 (except 722.96/97) in model 216, 221	AR00.60-P-1000SX
	Transmission 722.9 (except 722.96/97) in model 211	AR00.60-P-1000T
	Transmission 722.9 in model 463 as of model year 2010 up to model year 2013	AR00.60-P-1000G

 Automatic transmission oil pan

Number	Designation	Transmission 722.9
BA27.10-P-1001-03D	Drain screw to oil pan	Nm 22

 Automatic transmission

Number	Designation	Transmission 722.90/932/95/99		Transmission 722.930/931	
BF27.00-P-1001-01C	Filling capacity	with complete refill	Liter	9,0	7,1
		with oil change	Liter	-	-
		Sheet		BB00.40-P-0236-14A	BB00.40-P-0236-14A
		Sheet		BB00.40-P-0236-15A	BB00.40-P-0236-15A