

- Parts list -

<b>Vehicle</b>	WDDKJ6FB9GF346255 (D48)	E 400 BLUE EFFICIENCY	
<b>Color</b>	040 - undefined	<b>Equipment</b>	264 -
FIN: WDD2073651F346255		<b>Assortment class</b>	PC
<b>Group</b>	88 ATTACHMENT PARTS	<b>Sub-group</b>	030 FRONT BUMPER

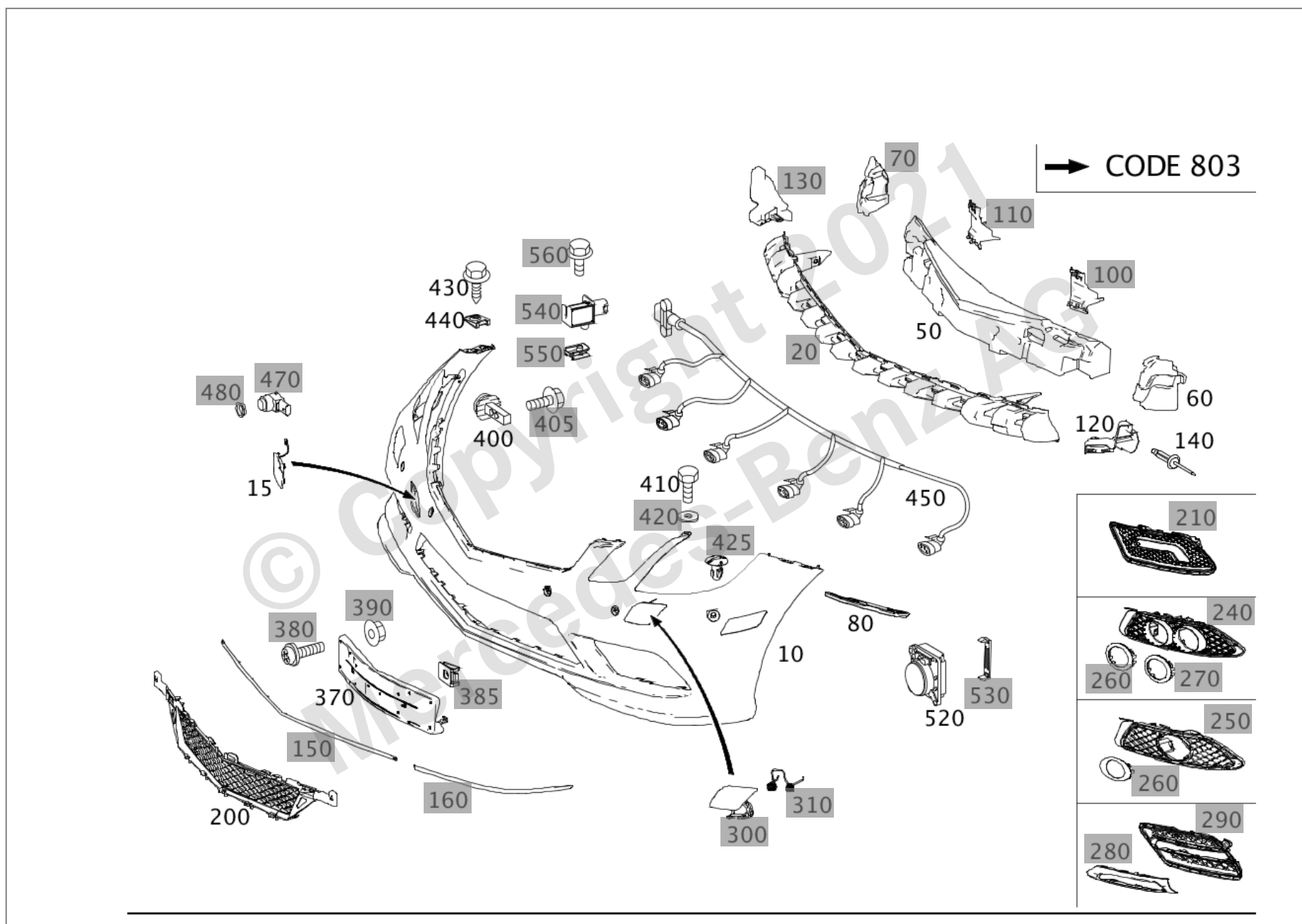











Image ID: drawing\_B88030000360

Item	Part number	Designation/additional information	Qty
10	A 207 885 78 25 9999	TRIM, BUMPER FRONT BUMPER [420] TO BE PAINTED PRIOR TO INSTALLATION Code: (804/805/806/807)+772; Fault location 88109	1
15	A 207 885 00 24 9999	TOWING EYE COVER TOWING EYE [420] TO BE PAINTED PRIOR TO INSTALLATION Code: (804/805/806/807)+772; Fault location 88113	1
30	A 207 885 19 65	BASIC CARRIER FOR BUMPER LEFT Code: (804/805/806/807)+772;	1
30	A 207 885 20 65	BASIC CARRIER FOR BUMPER RIGHT Code: (804/805/806/807)+772;	1
40	A 207 885 16 65	BASIC CARRIER FOR BUMPER CENTRAL Code: (804/805/806/807)+772;	1

## Parts Information

Item	Part number	Designation/additional information	Qty
50	A 207 885 29 37	IMPACT ABSORBER CENTRAL ☒ Code: (804/805/806/807)+264+772; 🔧 Fault location 88267	1
60	A 207 885 31 37	IMPACT ABSORBER LEFT ☒ Code: (804/805/806/807)+264+772+-U60; 🔧 Fault location 88267	1
60	A 207 885 32 37	IMPACT ABSORBER RIGHT ☒ Code: 264+772; 🔧 Fault location 88267	1
80	A 207 880 01 14	BRACKET MOUNTING RAIL, LEFT ☒ Code: 804/805/806/807;	1
80	A 207 880 02 14	BRACKET MOUNTING RAIL, RIGHT ☒ Code: 804/805/806/807;	1
120	A 207 885 13 16	STIFFENER LEFT ☒ Code: (804/805/806/807)+772;	1
120	A 207 885 14 16	STIFFENER RIGHT ☒ Code: (804/805/806/807)+772;	1
140	A 003 990 94 97	BLIND RIVET CONNECTOR, BASIC CARRIER ☒ Code: 772;	2
200	A 207 885 02 24	COVER, BUMPER AREA CENTRAL BOTTOM ☒ Code: (804/805/806/807)+772; 🔧 Fault location 88129	1
220	A 207 885 03 24	COVER, BUMPER AREA LEFT BOTTOM ☒ Code: (804/805/806/807)+772;	1
220	A 207 885 04 24	COVER, BUMPER AREA RIGHT BOTTOM ☒ Code: (804/805/806/807)+772;	1
230	A 207 885 24 23	COVER, BUMPER AREA LEFT BOTTOM ☒ Code: (804/805/806/807)+772;	1
230	A 207 885 25 23	COVER, BUMPER AREA RIGHT BOTTOM ☒ Code: (804/805/806/807)+772;	1
330	A 207 885 07 74	TRIM LEFT ☒ Code: 772+-(802/803);	1
330	A 207 885 08 74	TRIM RIGHT ☒ Code: 772+-(802/803);	1
340	A 207 885 09 74	TRIM CENTRAL ☒ Code: 772+-(802/803);	1
370	A 207 885 15 81	LICENSE PLATE HOLDER ☒ Code: (804/805/806/807)+264+772;	1
370	A 207 885 11 81	LICENSE PLATE HOLDER ☒ Code: (804/805/806/807)+772+-830;	1

## Parts Information

Item	Part number	Designation/additional information	Qty
400	A 218 880 04 30 	BUMPER LATERAL SUPPORT BUMPER TO FRONT MODULE  Code: 804/805/806/807;	2
410	N 000000 001145 	* HEXALOBULAR BOLT MOUNTING, GUIDE; M6X12  Code: 804/805/806/807;	2
430	N 000000 000825	TAPPING SCREW BUMPER ON FENDER; 6.3X16	4
430	N 000000 000815	TAPPING SCREW MOUNTING, BUMPER TOSHIELD; 4,8X16  Code: (804/805/806/807)+772;	2
440	A 003 994 93 45	SPRING NUT BUMPER ON FENDER; 6.3 MM	4
450	A 207 440 08 08	ELECTRICAL WIRING HARNESS  Code: (804/805/806/807/808)+258+772;	1
520	A 000 905 28 04	RADAR SENSOR COLLISION WARNING SYSTEM  [672] PART MUST BE CHECKED FOR CURRENT FLASHWARE AFTER INSTALLATION  Code: (805/806/807/808/809)+772+258;  Fault location 54W10	1