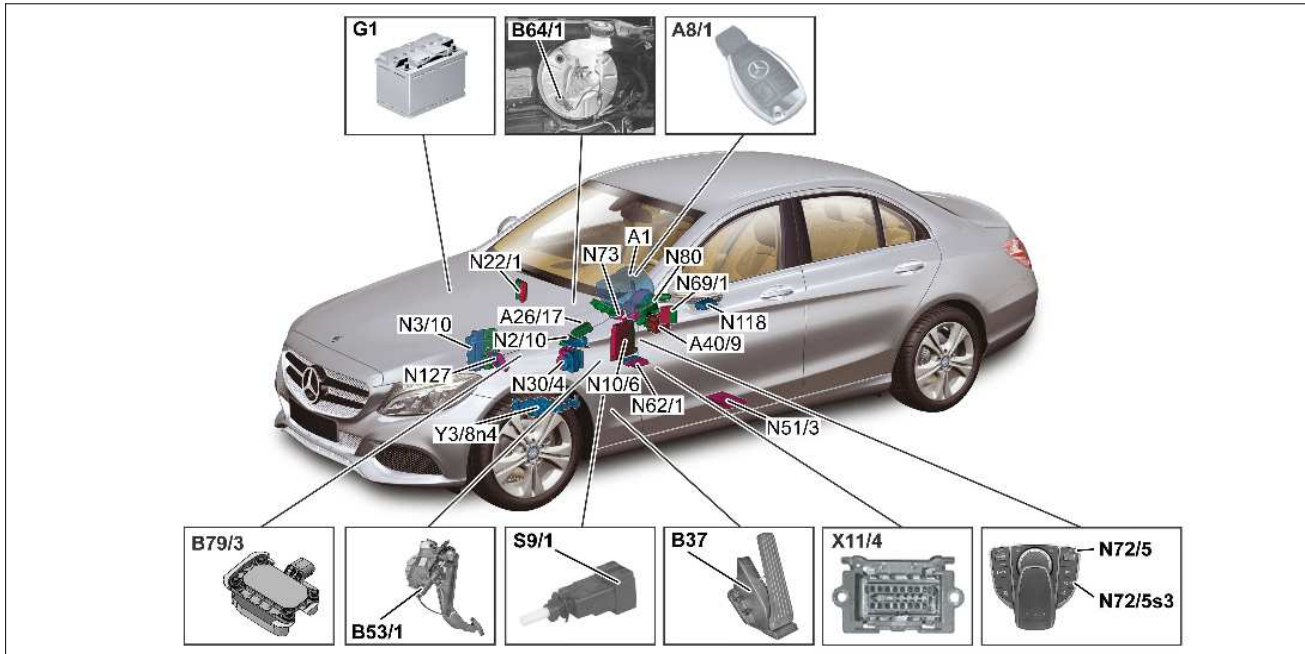


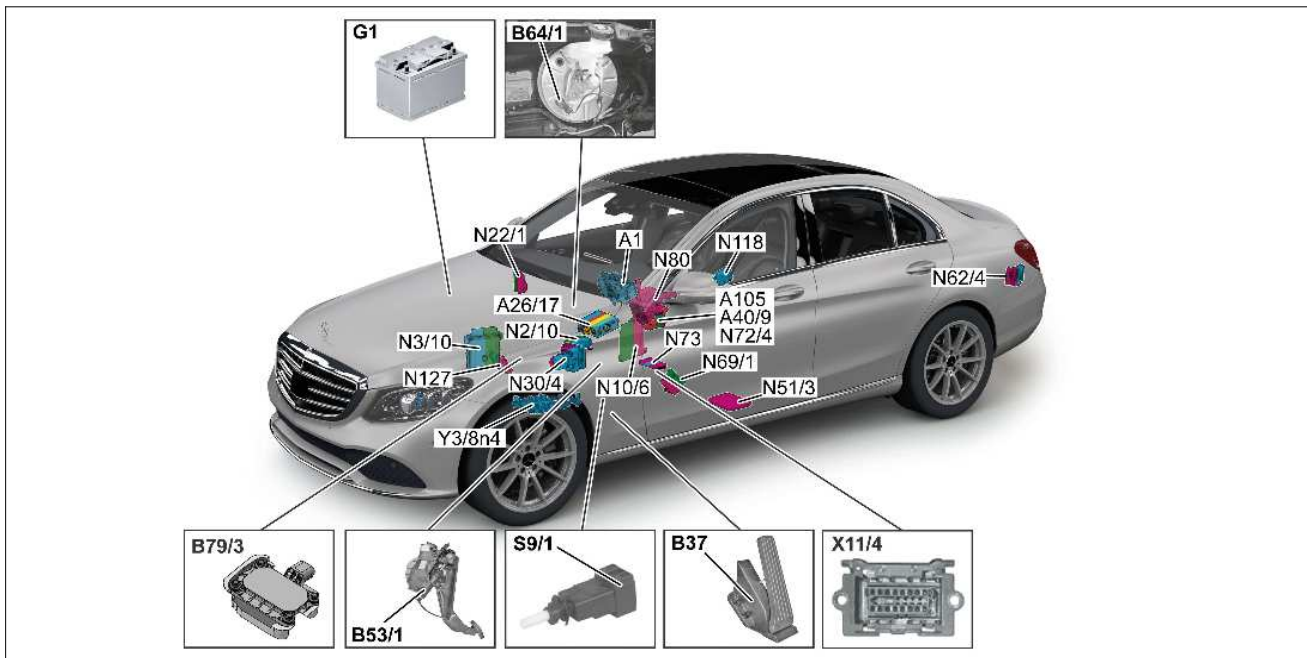
Engine 274.9 in model 205 (except 205.047/053/054/147/247/253)
 Engine 274.9 in model 253 (except 253.354/954)



P07.70-2575-79

Figure shows model 205.0 up to model year 2019

| | | | |
|--------|--|---------|--|
| A1 | Instrument cluster | N30/4 | Electronic Stability Program control unit |
| A8/1 | Transmitter key | N51/3 | AIRmatic control unit (model 205 with code 483 (ADVANCED AGILITY package) and code 489 (AIRMATIC)), AIR BODY CONTROL control unit (model 253 with code 489 (AIR BODY CONTROL)) |
| A26/17 | Head unit | N62/1 | Radar sensors control unit (with CODE 23P (Driving Assistance package)) |
| A40/9 | Audio/COMAND control panel | N69/1 | Left front door control unit |
| B37 | Accelerator pedal sensor | N72/5 | Right lower control panel |
| B53/1 | Clutch pedal sensor (manual transmission) | N72/5s3 | ECO start/stop function button (up to model year 2016) |
| B64/1 | Brake vacuum sensor | N73 | Electronic ignition switch control unit |
| B79/3 | Manual transmission main shifter shaft position sensor (manual transmission) | N80 | Steering column module control unit |
| G1 | On-board electrical system battery | N118 | Fuel pump control unit |
| N2/10 | Supplemental restraint system control unit | N127 | Drivetrain control unit |
| N3/10 | ME-SFI [ME] control unit | S9/1 | Stop lamp switch |
| N10/6 | Front SAM control unit | X11/4 | Diagnostic connector |
| N22/1 | Climate control control unit | Y3/8n4 | Fully integrated transmission control unit (automatic transmission) |



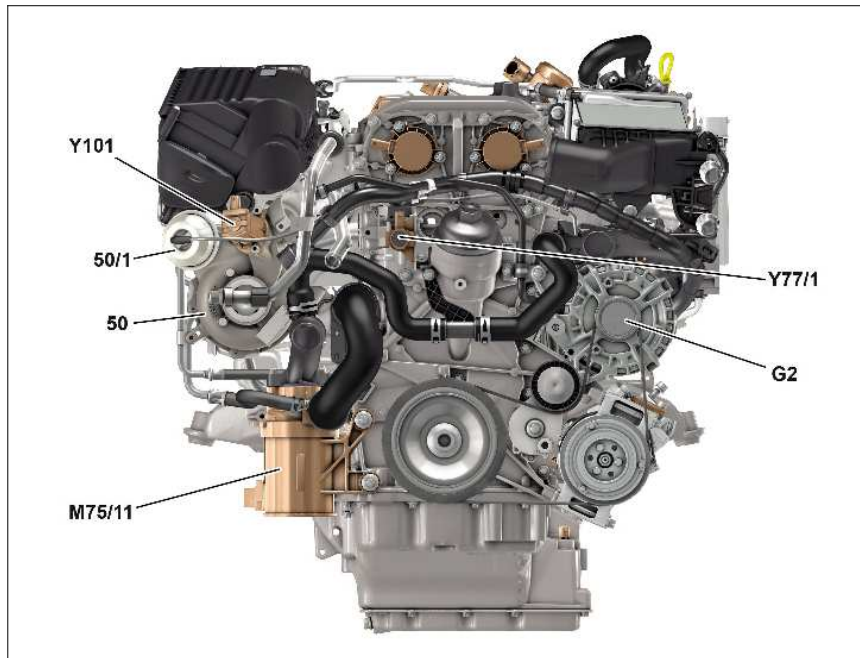
P07.70-2819-79

Shown on model 205.0 as of model year 2019

| | | | |
|--------|--|--------|--|
| A1 | Instrument cluster | N30/4 | Electronic Stability Program control unit |
| A26/17 | Head unit | N51/3 | AIRmatic control unit (model 205 with code 483 (ADVANCED AGILITY package) and code 489 (AIRMATIC)), AIR BODY CONTROL control unit (model 253 with code 489 (AIR BODY CONTROL)) |
| A40/9 | Audio/COMAND control panel (except code 446 (Touchpad only)) | N62/4 | Mercedes-Benz Intelligent Drive control unit (with code 23P (Driving Assistance package)) |
| A105 | Touchpad (with code 446 (Touchpad only)) | N69/1 | Left front door control unit |
| B37 | Accelerator pedal sensor | N72/4 | Left lower control panel |
| B53/1 | Clutch pedal sensor (manual transmission) | N73 | Electronic ignition switch control unit |
| B64/1 | Brake vacuum sensor | N80 | Steering column module control unit |
| B79/3 | Manual transmission main shifter shaft position sensor (manual transmission) | N118 | Fuel pump control unit |
| G1 | On-board electrical system battery | N127 | Drivetrain control unit |
| N2/10 | Supplemental restraint system control unit | S9/1 | Stop lamp switch |
| N3/10 | ME-SFI [ME] control unit | X11/4 | Diagnostic connector |
| N10/6 | Front SAM control unit | Y3/8n4 | Fully integrated transmission control unit (automatic transmission) |
| N22/1 | Climate control control unit | | |

View from the front, shown on engine 274.920 with code 920 (gasoline direct injection with stratified charge)


- 50 Turbocharger
- 50/1 Boost pressure control flap vacuum unit
- G2 Alternator
- M75/11 Electric coolant pump
- Y77/1 Boost pressure control pressure transducer
- Y101 Divert air switchover valve



P07.70-2675-76

View of engine from the front, shown on engine 274.920 with code M014 (uprated engine) and code 494 (USA version)


- 50 Turbocharger
- 50/1 Boost pressure control flap vacuum unit
- G2 Alternator
- Y77/1 Boost pressure control pressure transducer
- Y101 Divert air switchover valve



P07.70-2680-76

View from the top front, shown on engine 274.920 with code 920 (gasoline direct injection with stratified charge)


- B6/15 Intake camshaft Hall sensor
- B6/16 Exhaust camshaft Hall sensor
- B17/7 Charge air temperature sensor upstream of throttle valve
- B28/6 Pressure sensor upstream of throttle valve
- T1/1 Cylinder 1 ignition coil
- T1/2 Cylinder 2 ignition coil
- T1/3 Cylinder 3 ignition coil
- T1/4 Cylinder 4 ignition coil
- Y49/1 Intake camshaft solenoid
- Y49/2 Exhaust camshaft solenoid



P07.70-2673-76

View from the top front, shown on engine 274.920 with code 920 (gasoline direct injection with stratified charge)


- 19 Fuel high-pressure pump
- B4/25 Fuel pressure and temperature sensor
- N3/10 ME-SFI [ME] control unit
- R39/2 Full-load operation vent line heater element
- Y76/1 Cylinder 1 fuel injector
- Y76/2 Cylinder 2 fuel injector
- Y76/3 Cylinder 3 fuel injector
- Y76/4 Cylinder 4 fuel injector
- Y94 Quantity control valve



P07.70-2674-76

View from the top front, shown on engine 274.910 with code A14 (Camtronic)

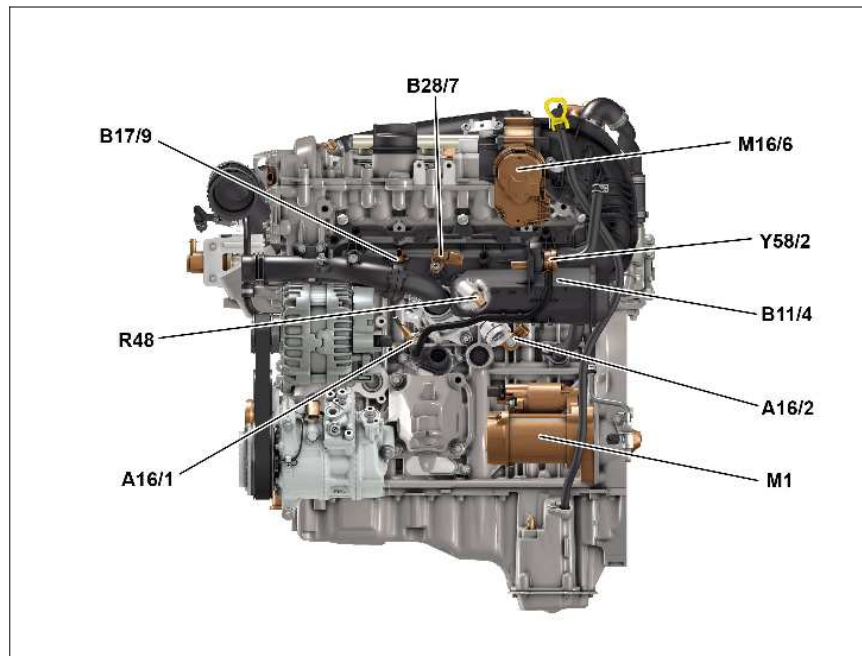
- Y49/1 Intake camshaft solenoid
- Y49/2 Exhaust camshaft solenoid
- Y49/8 Intake camshaft valve lift switching actuator



P07.70-2686-76

View from the left, shown on engine 274.920 with code 920 (gasoline direct injection with stratified charge)


- A16/1 Knock sensor 1
- A16/2 Knock sensor 2
- B11/4 Coolant temperature sensor
- B17/9 Charge air temperature sensor downstream of throttle valve
- B28/7 Pressure sensor downstream of throttle valve
- M1 Starter
- M16/6 Throttle valve actuator
- R48 Coolant thermostat heating element
- Y58/2 Partial load operation crankcase ventilation valve



P07.70-2676-76

View from the left, shown on engine 274.920 with code M014 (engine uprated) and code 494 (USA version)


- B4/4 Purging pressure sensor*
- B17/9 Charge air temperature sensor downstream of throttle valve*
- B28/7 Pressure sensor downstream of throttle valve*
- M1 Starter*
- M16/6 Throttle valve actuator*
- R48 Coolant thermostat heating element*
- S88/5 Bleed line contact switch (with code 494 (USA version) and code 917 (PZEV emission USA))*
- Y58/2 Partial load operation crankcase ventilation valve*



P07.70-2681-76

View from the rear, shown on engine 274.920 with code 920 (gasoline direct injection with stratified charge)


- 11 Vacuum pump*
- B5/5 Exhaust gas recirculation pressure sensor 1*
- B5/6 Exhaust gas recirculation pressure sensor 2*
- B28/11 Pressure sensor downstream of air filter*
- Y27/1 Exhaust gas recirculation valve*



P07.70-2677-76

View from rear, shown on engine 274.920 with code M014 (engine updated) and code 494 (USA version)


- 11 Vacuum pump
- B28/11 Pressure sensor downstream of air filter
- Y16/2 Heating system shutoff valve



P07.70-2682-76

View from the right, shown on engine 274.920 with code 920 (gasoline direct injection with stratified charge)

- B70 Crankshaft Hall sensor



P07.70-2678-76

View from the bottom, shown on engine 274.920 with code 920 (gasoline direct injection with stratified charge)

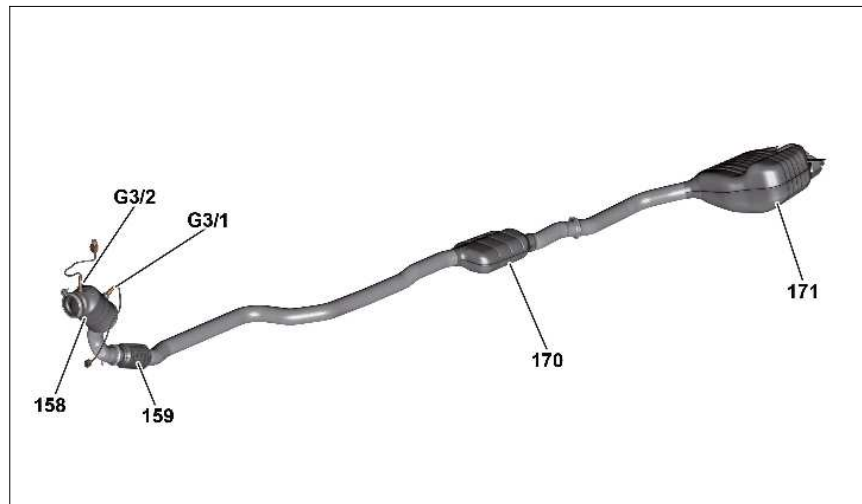
- S43 Oil level check switch
- Y130 Engine oil pump valve



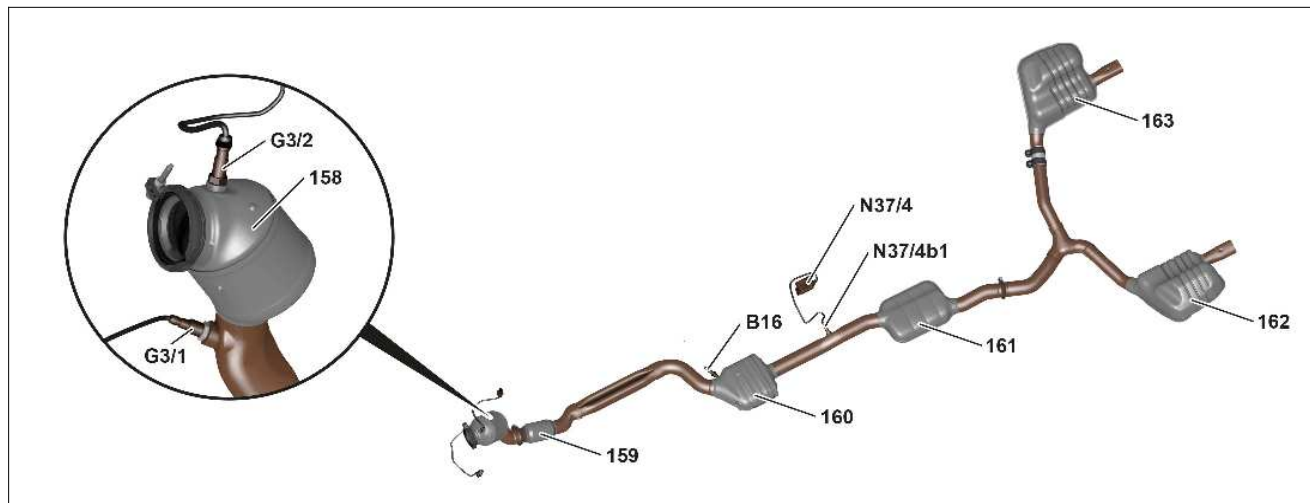
P07.70-2679-76

Exhaust system engine 274.910 without code 920 (gasoline direct injection with stratified charge)

- 158 Three-way catalytic converter
- 159 Flexpipe
- 170 Center muffler
- 171 Rear muffler
- G3/1 Oxygen sensor downstream of catalytic converter
- G3/2 Oxygen sensor upstream of catalytic converter



P49.10-3271-75

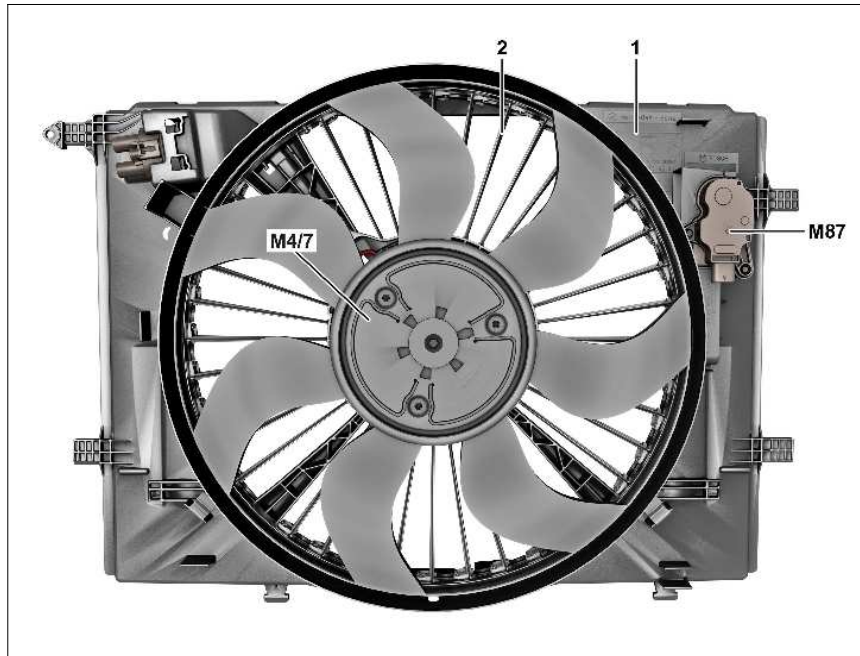


P49.10-3055-78

Exhaust system engine 274.920 with code 920 (gasoline direct injection with stratified charge)

| | | | | | |
|-----|---------------------------------|------|--|---------|---|
| 158 | Three-way catalytic converter | 162 | Rear muffler on the left | G3/2 | Oxygen sensor upstream of catalytic converter |
| 159 | Flexpipe | 163 | Rear muffler on the right | N37/4 | NOx sensor control unit |
| 160 | NOx storage catalytic converter | B16 | Temperature sensor upstream of NOx storage catalytic converter | N37/4b1 | NOx sensor |
| 161 | Center muffler | G3/1 | Oxygen sensor downstream of catalytic converter | | |

- 1 Fan housing
- 2 Radiator shutters
- M4/7 Fan motor
- M87 Radiator shutters actuator motor (with code (2U1) Radiator shutters)



P20.20-2446-76

Radiator grille (with code 5U3 (AIRPANEL))

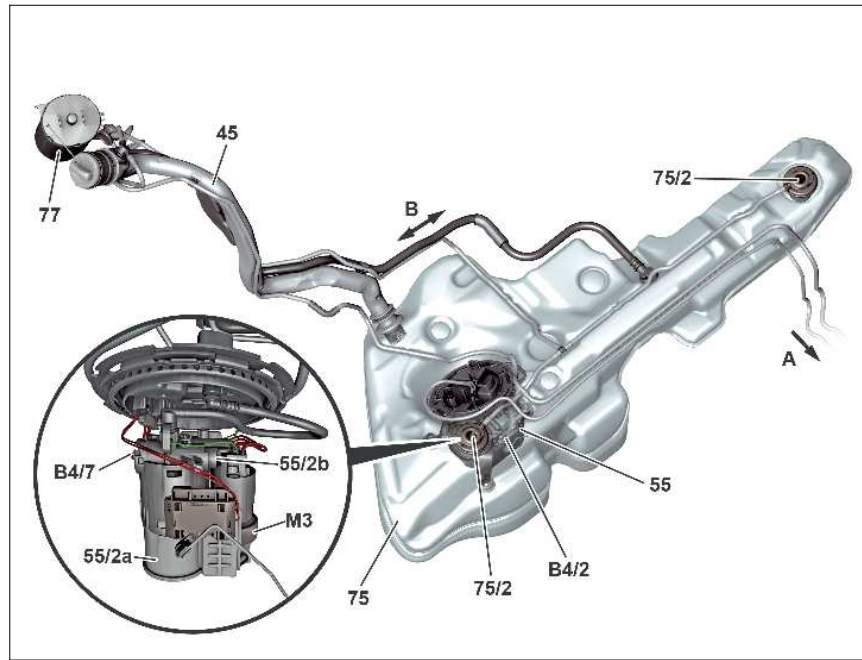
- M2/37 Radiator trim flap actuator motor



P20.40-2241-75

Phantom view of fuel tank (except code 494 (USA version) and (except code 916 (Fuel tank with 66 I))

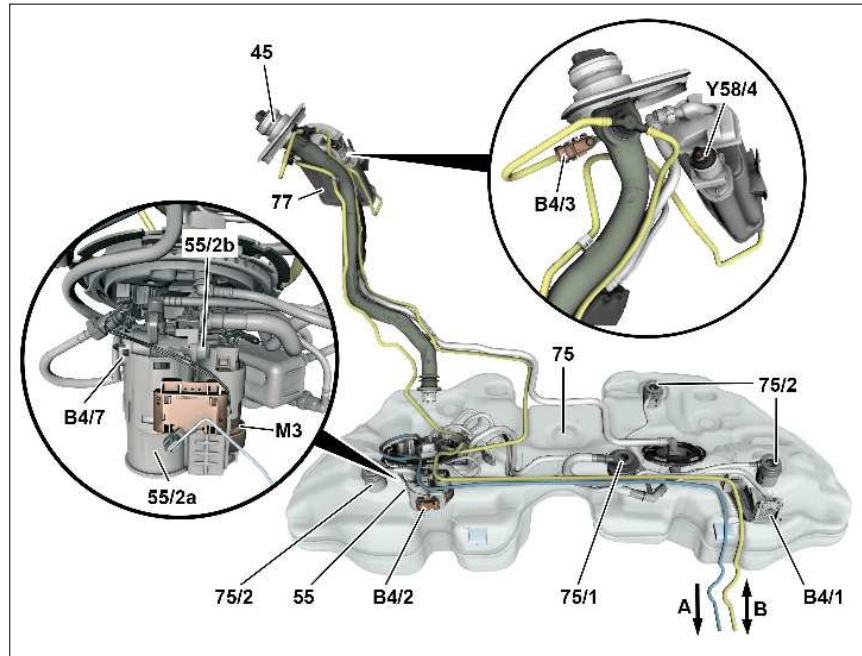
- 45 Filler neck
- 55 Fuel feed module
- 55/2a Fuel filter
- 55/2b Pressure limiting valve
- 75 Fuel tank
- 75/2 Aeration and ventilation valve
- 77 Activated charcoal canister
- B4/2 Fuel tank fuel level indicator fill level sensor, right
- B4/7 Fuel pressure sensor
- M3 Fuel pump (FP)
- A Fuel feed
- B Ventilation and bleed line



P47.10-2673-76

Fuel tank phantom view (with code 916 (fuel tank 66 I) and code 494 (USA version) up to model year 2016)

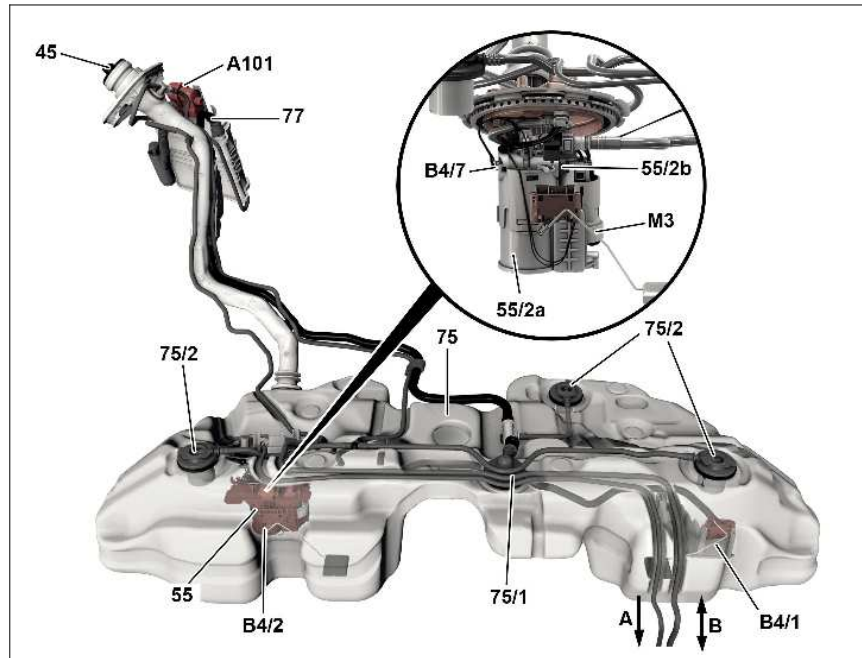
- 45 Filler neck
- 55 Fuel feed module
- 55/2a Fuel filter
- 55/2b Pressure limiting valve
- 75 Fuel tank
- 75/1 Fueling, pressure limitation and bleed valve
- 75/2 Aeration and ventilation valve
- 77 Activated charcoal canister
- B4/1 Fuel tank fuel level indicator fill level sensor, left
- B4/2 Fuel tank fuel level indicator fill level sensor, right
- B4/3 Fuel tank pressure sensor
- B4/7 Fuel pressure sensor
- M3 Fuel pump (FP)
- Y58/4 Activated charcoal filter shutoff valve
- A Fuel feed
- B Ventilation and bleed line



P47.10-2716-76

Fuel tank phantom view (with code 916 (fuel tank 66 l) and code 494 (USA version) as of model year 2016)

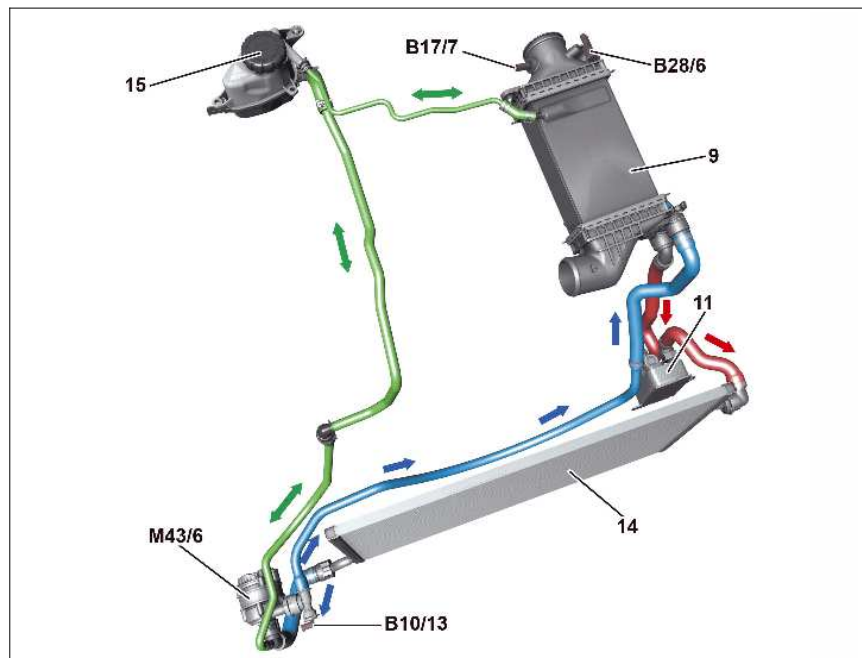
- 45 Filler neck
- 55 Fuel feed module
- 55/2a Fuel filter
- 55/2b Pressure limiting valve
- 75 Fuel tank
- 75/1 Fueling, pressure limitation and bleed valve
- 75/2 Aeration and ventilation valve
- 77 Activated charcoal canister
- A101 Fuel tank diagnostic module
- B4/1 Fuel tank fuel level indicator fill level sensor, left
- B4/2 Fuel tank fuel level indicator fill level sensor, right
- B4/7 Fuel pressure sensor
- M3 Fuel pump (FP)
- A Fuel feed
- B Ventilation and bleed line



P47.10-2810-76

Shown on low-temperature circuit up to model year 2017

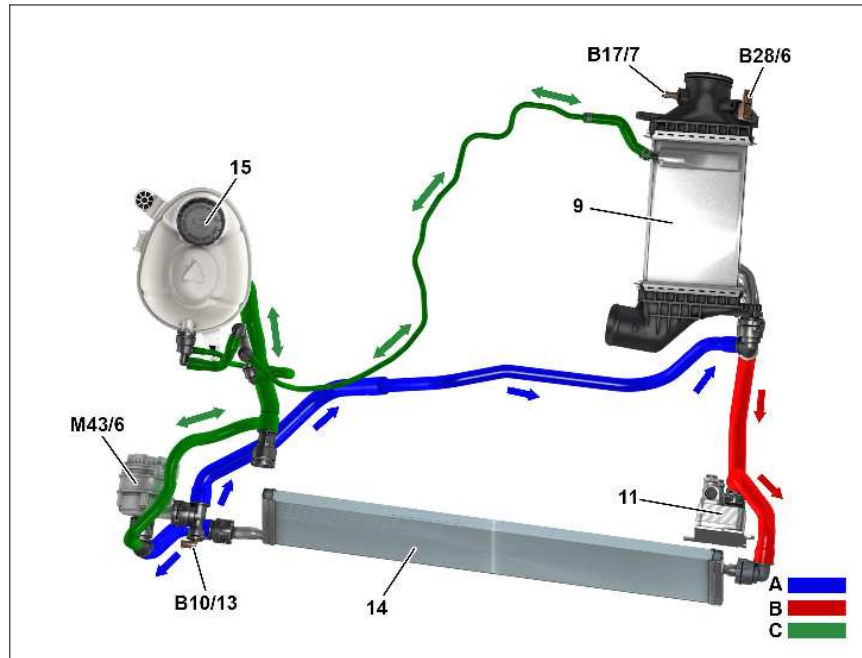
- 9 Charge air cooler
- 11 Oil cooler
- 14 Low-pressure cooler
- 15 Expansion reservoir
- B10/13 Low-temperature circuit temperature sensor (M274.9 with 155 kW or 175 kW)
- B17/7 Charge air temperature sensor upstream of throttle valve
- B28/6 Pressure sensor upstream of throttle valve
- M43/6 Low temperature circuit circulation pump 1



P09.41-2653-76

Shown on low-temperature circuit as of model year 2017

- 9 Charge air cooler
- 14 Low-pressure cooler
- 15 Expansion reservoir
- B10/13 Low-temperature circuit temperature sensor (M274.9 with 155 kW or 175 kW)
- B17/7 Charge air temperature sensor upstream of throttle valve
- B28/6 Pressure sensor upstream of throttle valve
- M43/6 Low temperature circuit circulation pump 1
- A Coolant feed
- B Coolant return flow
- C Coolant circuit compensation/ventilation



P09.41-2890-76

View of engine compartment

- Y58/1 Purge control valve



P47.31-2167-76

Shown on model 253 with code 430 (Offroad package) and automatic transmission


- N72/4 Left lower control panel
- N72/4s9 ECO start/stop function button



P54.26-0284-12

View of engine fuse and relay module (K40/8) in rear left engine compartment

- K40/8kG Engine compartment terminal 15 relay
- K40/8kH Starter circuit 50 relay
- K40/8kN Circuit 87M relay



P54.15-3607-05

| Component description for instrument cluster | A1 | |
|--|---|--|
| Head unit, component description | <p>Model 205 (except 205.047/053/054/147/247/253) with engine 274.9 up to model year 2019 with code 520 (Audio 20 USB) except code 522 (Audio 20 radio) except code 531 (COMAND APS)</p> <p>Model 253 (except 253.354/954) with engine 274.9 with code 520 (Audio 20 USB) except code 522 (Audio 20 radio) except code 531 (COMAND APS)</p> <p>A26/17</p> <p>Model 205 (except 205.047/053/054/147/247/253) with engine 274.9 up to model year 2019 with code 522 (Audio 20 radio) except code 520 (Audio 20 USB) except code 531 (COMAND APS)</p> <p>Model 253 (except 253.354/954) with engine 274.9 with code 522 (Audio 20 radio) except code 520 (Audio 20 USB) except code 531 (COMAND APS)</p> <p>A26/17</p> | <p>GF54.30-P-6000RF</p> <p>GF82.85-P-3140RF</p> <p>GF82.85-P-3140RFA</p> |

| | | | |
|--|---|--|---|
| | | <p>Model 205 (except 205.047/053/054/147/247/253) with engine 274.9 as of model year 2019 with code 506 (Audio 20 NTG 5.5 radio) except code 531 (COMAND APS)</p> <p>Model 205 (except 205.047/053/054/147/247/253) with engine 274.9 as of model year 2019 with code 531 (COMAND APS) except code 506 (Audio 20 NTG 5.5 radio) except code 520 (Audio 20 USB) except code 522 (Audio 20 radio)</p> <p>Model 253 (except 253.354/954) with engine 274.9 with code 531 (COMAND APS) except code 520 (Audio 20 USB) except code 522 (Audio 20 radio)</p> <p>A26/17</p> <p>Engine 274.9 in model 253 (except 253.354/954) with code 547 (Connect 20 Entry (NTG6)) except code 520 (Audio 20 USB) except code 522 (Audio 20 radio) except code 531 (COMAND APS)</p> <p>Engine 274.9 in model 253 (except 253.354/954) with code 548 (Connect 20 MID (NTG6)) except code 520 (Audio 20 USB) except code 522 (Audio 20 radio) except code 531 (COMAND APS)</p> <p>Engine 274.9 in model 253 (except 253.354/954) with code 549 (Connect 20 HIGH (NTG6)) except code 520 (Audio 20 USB) except code 522 (Audio 20 radio) except code 531 (COMAND APS)</p> <p>A26/17</p> | <p>GF82.85-P-3140RFB</p> <p>GF82.85-P-3140RFM</p> |
| | Component description for Audio/COMAND control panel | <p>Model 205 (except 205.047/053/054/147/247/253) with engine 274.9 as of model year 2019 except code 446 (Touchpad only)</p> <p>Model 205 (except 205.047/053/054/147/247/253) with engine 274.9 up to model year 2019</p> <p>Model 253 (except 253.354/954) with engine 274.9 up to model year 2020</p> <p>A40/9</p> | GF54.21-P-4501RF |
| | Touchpad, component description | <p>Engine 274.9 in model 205 (except 205.047/053/054/147/247/253) as of model year 2019 with code 446 (Touchpad only)</p> <p>Engine 274.9 in model 253 (except 253.354/954) as of model year 2020 with code 446 (Touchpad only)</p> <p>A105</p> | GF54.21-P-4511RF |
| | Supplemental restraint system control unit, component description | N2/10 | GF91.60-P-4080RF |
| | Component description for ME-SFI (ME) control unit | N3/10 | GF07.61-P-6000MRA |
| | Component description for front SAM control unit | N10/6 | GF54.21-P-7010RF |
| | Climate control control unit, component description | N22/1 | GF83.40-P-2250RF |
| | Component description for Electronic Stability Program control unit | N30/4 | GF42.45-P-5119RF |
| | Component description for NOx sensor control unit | <p>Engine 274.9 in model 205 (except 205.047/053/054/147/247/253) with code 920 (Direct petrol injection with stratified charging)</p> <p>Engine 274.9 in model 253 (except 253.354/954) with code 920 (Direct petrol injection with stratified charging)</p> <p>N37/4</p> | GF14.40-P-3024MRA |

| | | | |
|--|--|--|---|
| | AIRMATIC control unit, component description | Model 205 (except 205.047/053/054/147/247/253) with engine 274.9 with code 483 (ADVANCED AGILITY package) with code 489 (AIRMATIC) N51/3 | GF32.22-P-5110RF |
| | AIR BODY CONTROL control unit, component description | Model 253 (except 253.354/954) with engine 274.9 with code 489 (AIR BODY CONTROL) N51/3 | GF32.22-P-5111RF |
| | Component description for radar sensors control unit | Model 205 (except 205.047/053/054/147/247/253) with engine 274.9 up to model year 2019 with code 23P (Driving Assistance package) Model 253 (except 253.354/954) with engine 274.9 up to model year 2020 with code 23P (Driving Assistance package) N62/1 | GF30.30-P-3301RF |
| | Mercedes-Benz Intelligent Drive control unit, component description | Engine 274.9 in model 205 (except 205.047/053/054/147/247/253) as of model year 2019 with code 23P (Driving Assistance package) Engine 274.9 in model 253 (except 253.354/954) as of model year 2020 with code 23P (Driving Assistance package) N62/4 | GF30.30-P-3312RFM |
| | Component description for left front door control unit | N69/1 | GF72.29-P-6001RF |
| | Lower control panel, component description | N72/4, N72/5 | GF54.25-P-4270RF |
| | Component description for the electronic ignition lock control unit | Engine 274.9 in model 205 (except 205.047/053/054/147/247/253) up to model year 2019 Engine 274.9 in model 253 (except 253.354/954) up to model year 2020 N73 Engine 274.9 in model 205 (except 205.047/053/054/147/247/253) as of model year 2019 Engine 274.9 in model 253 (except 253.354/954) as of model year 2020 N73 | GF80.57-P-6001RF GF80.57-P-6001RFM |
| | Component description for steering column tube module control unit | Engine 274.9 in model 205 (except 205.047/053/054/147/247/253) up to model year 2019 Engine 274.9 in model 253 (except 253.354/954) up to model year 2020 N80 Engine 274.9 in model 205 (except 205.047/053/054/147/247/253) as of model year 2019 Engine 274.9 in model 253 (except 253.354/954) as of model year 2020 N80 | GF54.21-P-6051RF GF54.21-P-6051RFM |
| | Component description for fuel pump control unit | N118 | GF47.40-P-2001MRA |
| | Drivetrain control unit, component description | N127 | GF54.21-P-2141MRA |
| | Component description for fully integrated transmission control unit | Model 205 (except 205.047/053/054/147/247/253) with engine 274.9 with transmission 722.9 (except 722.930) Y38n4 Engine 274.9 in model 205 (except 205.053/054/253) with transmission 725.0 (except 725.017) Y38n4 Model 253 (except 253.354/954) with engine 274.9 with transmission 725.0 Y38n4 | GF27.60-P-5165AHE GF27.60-P-5165ANG GF27.60-P-5165ANI |
| | Table of contents for function description of gasoline injection and ignition system with direct injection | | GF07.70-P-0998MRA |