

ENGINE 112

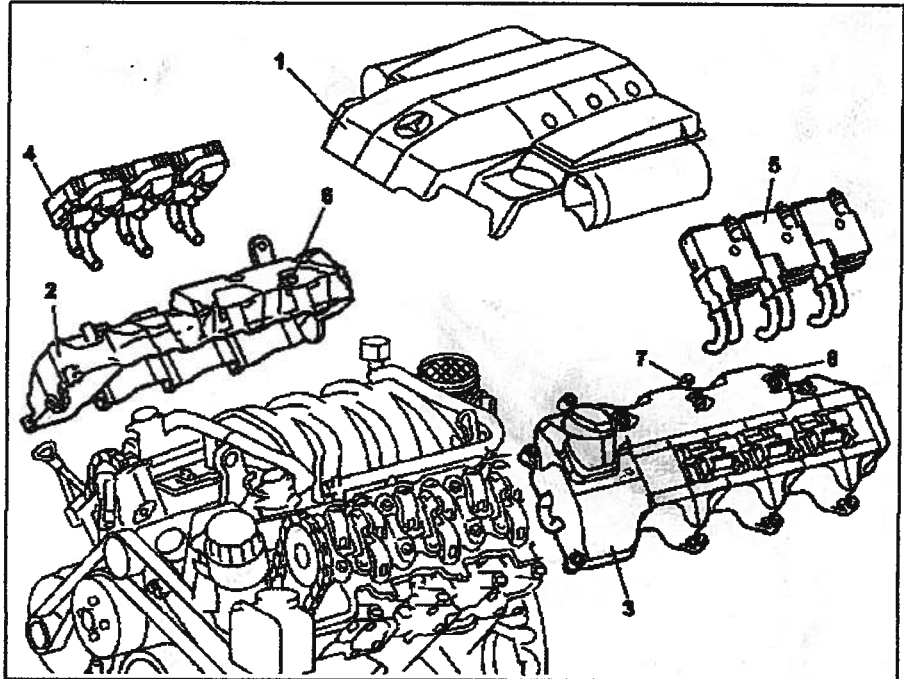
Air filter positioned on engine side.

ENGINE 113 in MODELS 129, 163, 202, 203, 208, 209, 210, 211, 215, 220, 230





Air filter located on engine side

ENGINE 112.945 in MODEL 463.209 /232 /233 /244 /245 /250**ENGINE 113.962 in MODELS 463.206 /240 /241 /247 /248 /249 /254****ENGINE 113.982 in MODEL 463.243 /246****Shown on engine 112.945**

- 1 Engine cover with integrated air filter
- 2 Right cylinder head cover
- 3 Left cylinder head cover
- 4 Right ignition coils
- 5 Left ignition coils
- 6 Right connection
- 7 Left connection
- 8 Left connection



P01.30-2024-06

	Remove/Install		
1.1	Remove engine cover with integrated air filter (1).	 Unclip covering on front side of engine. Remove air filter by pulling vertically up and off the cylinder head covers.	
1.2	Remove air filter	Model 170.466 Model 203.065/265, Model 211.076/276, Model 215.374, 220.074/174, Model 230.474	AR09.10-P-1150SVK
2.1	Unscrew the guide tube of the automatic transmission oil dipstick	except models 170 Model 203, 209.375, Model 208 Model 211.061/065/070, Model 230.475	
3	Detach right ignition coils (4), left ignition coils (5) on right cylinder head cover (2) and left cylinder head cover (3)	Except engines 112.911/914/915/917/954, Engine 113.969 	AR15.12-P-2003A *BA01.20-P-1002-01E
4	Disconnect spark plug connectors	 Installation: Observe marking for spark plug connectors on the cylinder head covers and ignition coils.  Double open-ended wrench	*110589010100
5	Pull off vent hoses on right connector (6) and on left connector (7) of the right cylinder head cover (2) and left cylinder head cover (3)		

6	Pull off engine vent hose on left connector (8) of left cylinder head cover (3)		
7.1	<p>⚠ Danger!</p> <p>Risk of explosion caused by fuel igniting, risk of poisoning caused by inhaling and swallowing fuel as well as risk of injury to eyes and skin caused by contact with fuel.</p> <p>Disconnect fuel line at fuel rail</p>	<p>No fire, sparks, open flames or smoking. Pour fuels only into suitable and appropriately marked containers. Wear protective clothing when handling fuel.</p> <p>i Only for vehicles with inflexible fuel line and: Model 211.061/065/070/076/276, Model 215.374 Model 220.074 Model 230.474/475</p> <p>Release fuel pressure through service valve!</p> <p>Nm Engine 112 Nm Engine 113 ⊗ Pressure hose</p>	<p>AS47.00-Z-0001-01A</p> <p>*BA07.52-P-1001-01A *BA07.52-P-1001-01A *119589046300</p>
8	Remove right cylinder head cover (2) and left cylinder head cover (3)	<p>i Installation: Check cylinder head covers for leaks, see: ↓ Ensure gasket of cylinder head cover is correctly installed</p> <p>Nm</p>	<p>AR01.20-P-5014-01B</p> <p>*BA01.20-P-1001-01E</p>
9	Install in the reverse order		
	<p>⚠ Danger!</p> <p>Risk of accident caused by vehicle starting off by itself when engine is running. Risk of injury caused by contusions and burns during starting procedure or when working near engine</p>	<p>Secure vehicle to prevent it from moving. Wear closed and snug-fitting work clothes. Do not grasp hot or rotating parts.</p>	AS00.00-Z-0005-01A
10	Run engine and inspect for leaks		

Nm Crankcase ventilation, cylinder head cover

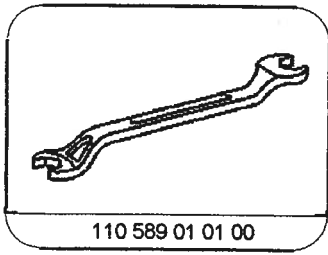
Number	Designation	Engine	Engine	Engine
		112.910/911/ 912/913/914/ 915/916/917/ 920/921/922/ 923/940/941/ 942/943/944/ 945/946/947/ 949/951/953/ 954/955/960/ 961/970/972/ 973/975/976	113.940/ 941/942/943/ 944/948/960/ 961/962/963/ 964/965/966/ 967/968/969/ 971/980/981/ 982/984/986/992	113.987/988/ 990/991/993
BA01.20-P-1001-01E	Screw of cylinder head cover	Nm 8	10	8
BA01.20-P-1002-01E	Bolt of ignition coils to cylinder head cover	Nm 8	8	8

Nm Fuel rail

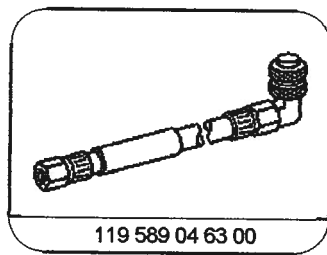
Number	Designation	Engine	Engine	Engine
		112 except 112.945/951/ 960/961	112.945	112.960/ 961 AMG
BA07.52-P-1001-01A	Disconnect fuel feed line at fuel rail	Nm 38	38	35

Nm Fuel rail

Number	Designation	Engine 113.987	Engine 113.990/ 991	Engine 113.992/ 993 AMG	Engine 113.940/941/ 942/943/944/ 945/946/948/ 960/961/962/ 963/964/966/ 966/967/968/ 969/971/980/ 981/982/984/ 986/988
BA07.52-P-1001-01A	Fuel feed line to fuel distributor	Nm 38	38	38	38



Double open-end wrench



Pressure hose