









## - Parts list -

<b>Mode</b>	MD mode	<b>Mod. des. overview</b>	PASSENGER CAR,SEDAN, -W- MODEL YEAR '98 UP TO IDENT NO. WDBHA33G.W F 757883.....
<b>FIN/MD</b>	202033	<b>Catalog</b>	44W
<b>VIN</b>		<b>Major assembly:</b>	
<b>Sales designation</b>	C 43 AMG USA	<b>Major assembly MD</b>	
<b>Assortment class</b>	Car	<b>Group</b>	35 - REAR AXLE
<b>Market</b>	North America	<b>Subgroup</b>	075 - REAR AXLE SUSPENSION

Item no.	Part number	Designation/description	Quantity	Version
5	A 202 350 56 08	<b>WHEEL BEARING</b> <b>Replaced by:</b> A 202 350 94 08 +001 A 210 350 33 06 +001 A 210 350 34 06 +001 A 210 350 38 06 +003 A 210 350 45 06 <input type="checkbox"/> [053] Up to ident. no.:	-	
5	A 202 350 94 08	<b>WHEEL BEARING</b> WITH LOWER CONTROL ARM JOINT AND WHEEL MOUNTING,LEFT <input type="checkbox"/> [054] As of ident. no.	001	
5	A 202 350 57 08	<b>WHEEL BEARING</b> <b>Replaced by:</b> A 202 350 95 08 +001 A 210 350 33 06 +001 A 210 350 34 06 +001 A 210 350 38 06 +003 A 210 350 45 06 <input type="checkbox"/> [053] Up to ident. no.:	-	
5	A 202 350 95 08	<b>WHEEL BEARING</b> WITH LOWER CONTROL ARM JOINT AND WHEEL MOUNTING,RIGHT <input type="checkbox"/> [054] As of ident. no.	001	
8	A 201 352 00 27	. <b>JOINT</b> <b>Replaced by:</b> A 220 352 02 27	-	
8	A 220 352 02 27	. <b>SUPPORTING JOINT</b> LEFT AND RIGHT	002	
14	A 129 350 00 46	<b>FLANGE</b> LEFT AND RIGHT	002	
15	A 201 997 00 10	. <b>CYLINDER PIN</b> LEFT AND RIGHT	002	
17	A 202 980 01 16	<b>REPAIR KIT</b> <b>Replaced by:</b> A 202 980 00 16	-	
17	A 202 980 00 16	<b>REPAIR KIT</b> REAR WHEEL BEARING	002	
20	A 201 994 16 41	<b>LOCK</b> WHEEL BEARING	002	
23	A 202 350 02 06	<b>CONTROL ARM</b> SPRING CONTROL ARM	002	
26	A 202 352 01 65	. <b>RUBBER MOUNTING</b> SPRING CONTROL ARM	002	
29	A 202 350 01 06	<b>REPAIR KIT</b> MOUNTING PARTS	002	
32	A 210 990 05 04	<b>SCREW</b> SPRING CONTROL ARM TO WHEEL BEARING M 14X1,5X75	002	
35	N 910113 014001	<b>HEXAGON NUT</b> SPRING CONTROL ARM TO WHEEL BEARING M 14	002	
38	N 308765 012023	<b>HEXAGON HEAD BOLT</b> SPRING CONTROL ARM TO REAR SUBFRAME M 12X1,5X90	002	

41	A 210 357 02 75	<b>WASHER</b> SPRING CONTROL ARM TO REAR SUBFRAME	004
44	N 910113 012002	<b>HEXAGON NUT</b> SPRING CONTROL ARM TO REAR SUBFRAME M 12	002
47	A 129 352 01 88	<b>COVERING</b> <b>Replaced by:</b> A 203 352 00 88	-
47	A 203 352 00 88	<b>COVERING</b> SPRING CONTROL ARM	002
50	A 210 990 03 36	<b>SCREW</b> PROTECTIVE PLATE TO SPRING CONTROL ARM	004
53	A 210 350 24 06	<b>CAMBER STRUT</b> <b>Replaced by:</b> A 210 350 34 06 +001 A 210 350 45 06 +001 A 210 352 00 43 <input type="checkbox"/> [053] Up to ident. no.:	-
53	A 210 350 17 06	<b>CAMBER STRUT</b> <b>Replaced by:</b> A 210 350 25 06	-
53	A 210 350 25 06	<b>CAMBER STRUT</b> <b>Replaced by:</b> A 210 350 34 06 +001 A 210 350 45 06 +001 A 210 352 00 43 <input type="checkbox"/> [053] Up to ident. no.:	-
53	A 210 350 34 06	<b>CAMBER STRUT</b> LEFT AND RIGHT <input type="checkbox"/> [054] As of ident. no.	002
56	A 124 350 65 06	<b>REPAIR KIT</b> MOUNTING PARTS <input type="checkbox"/> [053] Up to ident. no.:	002
56	A 210 350 45 06	<b>REPAIR KIT</b> MOUNTING PARTS <input type="checkbox"/> [054] As of ident. no.	002
57	A 210 352 00 43	<b>CLAMPING SLEEVE</b> MOUNTING PARTS <input type="checkbox"/> [054] As of ident. no.	002
59	A 210 990 11 01	<b>SCREW</b> CAMBER STRUTS TO WHEEL BEARING M 10X75 <input type="checkbox"/> [053] Up to ident. no.:	002
59	A 002 990 28 12	<b>SCREW</b> CAMBER STRUTS TO WHEEL BEARING M 12X1,5X80 <input type="checkbox"/> [054] As of ident. no.	002
62	A 210 357 04 75	<b>WASHER</b> CAMBER STRUTS TO WHEEL BEARING <input type="checkbox"/> [053] Up to ident. no.:	002
62	A 210 357 06 75	<b>WASHER</b> CAMBER STRUTS TO WHEEL BEARING <input type="checkbox"/> [054] As of ident. no.	002
65	N 000125 010532	<b>WASHER</b> CAMBER STRUTS TO WHEEL BEARING <input type="checkbox"/> [053] Up to ident. no.:	002
65	N 000433 013010	<b>WASHER</b> CAMBER STRUTS TO WHEEL BEARING <input type="checkbox"/> [054] As of ident. no.	002
68	N 910113 010001	<b>HEXAGON NUT</b> CAMBER STRUTS TO WHEEL BEARING M 10 <input type="checkbox"/> [053] Up to ident. no.:	002
68	N 910113 012003	<b>HEXAGON NUT</b> CAMBER STRUTS TO WHEEL BEARING M12X1.5 <input type="checkbox"/> [054] As of ident. no.	002
71	A 009 990 20 01	<b>SCREW</b> CAMBER STRUTS TO REAR SUBFRAME M 12X1,5X60	002
74	N 910113 012002	<b>HEXAGON NUT</b> CAMBER STRUTS TO REAR SUBFRAME M 12	002

77	A 201 350 56 06	<b>STRUT</b> <b>Replaced by:</b> A 210 350 33 06 +002 A 210 350 45 06 +002 A 210 352 00 43 <input type="checkbox"/> [053] Up to ident. no.:	-
77	A 210 350 33 06	<b>STRUT</b> LEFT AND RIGHT <input type="checkbox"/> [054] As of ident. no.	002
80	A 124 350 68 06	<b>REPAIR KIT</b> MOUNTING PARTS <input type="checkbox"/> [053] Up to ident. no.:	002
80	A 210 350 45 06	<b>REPAIR KIT</b> MOUNTING PARTS <input type="checkbox"/> [054] As of ident. no.	002
81	A 210 352 00 43	<b>CLAMPING SLEEVE</b> MOUNTING PARTS <input type="checkbox"/> [054] As of ident. no.	002
83	A 210 352 03 71	<b>SCREW</b> STRUT TO WHEEL BEARING M 12X1,5X77 <input type="checkbox"/> [053] Up to ident. no.:	002
83	A 002 990 28 12	<b>SCREW</b> STRUT TO WHEEL BEARING M 12X1,5X80 <input type="checkbox"/> [054] As of ident. no.	002
86	A 210 357 01 75	<b>WASHER</b> STRUT TO WHEEL BEARING <input type="checkbox"/> [053] Up to ident. no.:	002
86	A 210 357 06 75	<b>WASHER</b> STRUT TO WHEEL BEARING <input type="checkbox"/> [054] As of ident. no.	002
89	N 000433 013010	<b>WASHER</b> STRUT TO WHEEL BEARING	002
92	N 910113 012002	<b>HEXAGON NUT</b> STRUT TO WHEEL BEARING M 12	002
95	A 009 990 20 01	<b>SCREW</b> STRUT TO REAR SUBFRAME M 12X1,5X60	002
98	N 910113 012002	<b>HEXAGON NUT</b> STRUT TO REAR SUBFRAME M 12	002
101	A 210 350 21 53	<b>TIE ROD</b> PARTS KIT	002
104	A 201 352 88 65	<b>. RUBBER MOUNTING</b> FRONT RIGHT,AT REAR SPRING	002
104	A 124 352 43 65	<b>RUBBER MOUNTING</b> REPAIR SIZE; WITH ECCENTRIC INTERIOR BUSHING	002
107	N 910113 010002	<b>HEXAGON NUT</b> TIE ROD TO WHEEL BEARING M10X1	002
107	N 910113 010000	<b>HEXAGON NUT</b> TIE ROD TO WHEEL BEARING M 10	002
110	A 140 350 11 70	<b>REPAIR KIT</b> TIE ROD TO REAR SUBFRAME	002
113	N 910113 012002	<b>HEXAGON NUT</b> TIE ROD TO REAR SUBFRAME M 12	002
116	A 210 350 00 29	<b>THRUST ARM</b> <b>Replaced by:</b> A 210 350 38 06 +002 A 210 350 45 06 +002 A 210 352 00 43 <input type="checkbox"/> [053] Up to ident. no.:	-
116	A 210 350 38 06	<b>THRUST ARM</b> <input type="checkbox"/> [054] As of ident. no.	002
119	A 124 350 65 06	<b>REPAIR KIT</b> MOUNTING PARTS <input type="checkbox"/> [053] Up to ident. no.:	002
119	A 210 350 45 06	<b>REPAIR KIT</b> MOUNTING PARTS <input type="checkbox"/> [054] As of ident. no.	002
120	A 210 352 00 43	<b>CLAMPING SLEEVE</b> MOUNTING PARTS <input type="checkbox"/> [054] As of ident. no.	002

122	A 210 990 11 01	<b>SCREW</b> THRUST ARM TO WHEEL BEARING M 10X75  [053] Up to ident. no.:	002
122	A 002 990 28 12	<b>SCREW</b> THRUST ARM TO WHEEL BEARING M 12X1,5X80  [054] As of ident. no.	002
125	A 210 357 04 75	<b>WASHER</b> THRUST ARM TO WHEEL BEARING  [053] Up to ident. no.:	002
125	A 210 357 06 75	<b>WASHER</b> THRUST ARM TO WHEEL BEARING  [054] As of ident. no.	002
128	N 000125 010532	<b>WASHER</b> THRUST ARM TO WHEEL BEARING  [053] Up to ident. no.:	002
128	N 000433 013010	<b>WASHER</b> THRUST ARM TO WHEEL BEARING  [054] As of ident. no.	002
131	N 910113 010001	<b>HEXAGON NUT</b> THRUST ARM TO WHEEL BEARING M 10  [053] Up to ident. no.:	002
131	N 910113 012003	<b>HEXAGON NUT</b> THRUST ARM TO WHEEL BEARING M12X1.5  [054] As of ident. no.	002
134	A 009 990 20 01	<b>SCREW</b> THRUST ARM TO REAR SUBFRAME M 12X1,5X60	002
137	N 910113 012002	<b>HEXAGON NUT</b> THRUST ARM TO REAR SUBFRAME M 12	002
140	A 201 352 09 88	<b>COVERING</b> THRUST ARM	002