









- Parts list -

Mode	MD mode	Mod. des. overview	PASSENGER CAR,SEDAN, -W- MODEL YEAR '98 UP TO IDENT NO. WDBHA33G.W F 757883.....
FIN/MD	202033	Catalog	44W
VIN		Major assembly:	
Sales designation	C 43 AMG USA	Major assembly MD	
Assortment class	Car	Group	35 - REAR AXLE
Market	North America	Subgroup	075 - REAR AXLE SUSPENSION

Item no.	Part number	Designation/description	Quantity	Version
5	A 202 350 56 08	WHEEL BEARING Replaced by: A 202 350 94 08 +001 A 210 350 33 06 +001 A 210 350 34 06 +001 A 210 350 38 06 +003 A 210 350 45 06 <input type="checkbox"/> [053] Up to ident. no.:	-	
5	A 202 350 94 08	WHEEL BEARING WITH LOWER CONTROL ARM JOINT AND WHEEL MOUNTING,LEFT <input type="checkbox"/> [054] As of ident. no.	001	
5	A 202 350 57 08	WHEEL BEARING Replaced by: A 202 350 95 08 +001 A 210 350 33 06 +001 A 210 350 34 06 +001 A 210 350 38 06 +003 A 210 350 45 06 <input type="checkbox"/> [053] Up to ident. no.:	-	
5	A 202 350 95 08	WHEEL BEARING WITH LOWER CONTROL ARM JOINT AND WHEEL MOUNTING,RIGHT <input type="checkbox"/> [054] As of ident. no.	001	
8	A 201 352 00 27	. JOINT Replaced by: A 220 352 02 27	-	
8	A 220 352 02 27	. SUPPORTING JOINT LEFT AND RIGHT	002	
14	A 129 350 00 46	FLANGE LEFT AND RIGHT	002	
15	A 201 997 00 10	. CYLINDER PIN LEFT AND RIGHT	002	
17	A 202 980 01 16	REPAIR KIT Replaced by: A 202 980 00 16	-	
17	A 202 980 00 16	REPAIR KIT REAR WHEEL BEARING	002	
20	A 201 994 16 41	LOCK WHEEL BEARING	002	
23	A 202 350 02 06	CONTROL ARM SPRING CONTROL ARM	002	
26	A 202 352 01 65	. RUBBER MOUNTING SPRING CONTROL ARM	002	
29	A 202 350 01 06	REPAIR KIT MOUNTING PARTS	002	
32	A 210 990 05 04	SCREW SPRING CONTROL ARM TO WHEEL BEARING M 14X1,5X75	002	
35	N 910113 014001	HEXAGON NUT SPRING CONTROL ARM TO WHEEL BEARING M 14	002	
38	N 308765 012023	HEXAGON HEAD BOLT SPRING CONTROL ARM TO REAR SUBFRAME M 12X1,5X90	002	

41	A 210 357 02 75	WASHER SPRING CONTROL ARM TO REAR SUBFRAME	004
44	N 910113 012002	HEXAGON NUT SPRING CONTROL ARM TO REAR SUBFRAME M 12	002
47	A 129 352 01 88	COVERING Replaced by: A 203 352 00 88	-
47	A 203 352 00 88	COVERING SPRING CONTROL ARM	002
50	A 210 990 03 36	SCREW PROTECTIVE PLATE TO SPRING CONTROL ARM	004
53	A 210 350 24 06	CAMBER STRUT Replaced by: A 210 350 34 06 +001 A 210 350 45 06 +001 A 210 352 00 43 <input type="checkbox"/> [053] Up to ident. no.:	-
53	A 210 350 17 06	CAMBER STRUT Replaced by: A 210 350 25 06	-
53	A 210 350 25 06	CAMBER STRUT Replaced by: A 210 350 34 06 +001 A 210 350 45 06 +001 A 210 352 00 43 <input type="checkbox"/> [053] Up to ident. no.:	-
53	A 210 350 34 06	CAMBER STRUT LEFT AND RIGHT <input type="checkbox"/> [054] As of ident. no.	002
56	A 124 350 65 06	REPAIR KIT MOUNTING PARTS <input type="checkbox"/> [053] Up to ident. no.:	002
56	A 210 350 45 06	REPAIR KIT MOUNTING PARTS <input type="checkbox"/> [054] As of ident. no.	002
57	A 210 352 00 43	CLAMPING SLEEVE MOUNTING PARTS <input type="checkbox"/> [054] As of ident. no.	002
59	A 210 990 11 01	SCREW CAMBER STRUTS TO WHEEL BEARING M 10X75 <input type="checkbox"/> [053] Up to ident. no.:	002
59	A 002 990 28 12	SCREW CAMBER STRUTS TO WHEEL BEARING M 12X1,5X80 <input type="checkbox"/> [054] As of ident. no.	002
62	A 210 357 04 75	WASHER CAMBER STRUTS TO WHEEL BEARING <input type="checkbox"/> [053] Up to ident. no.:	002
62	A 210 357 06 75	WASHER CAMBER STRUTS TO WHEEL BEARING <input type="checkbox"/> [054] As of ident. no.	002
65	N 000125 010532	WASHER CAMBER STRUTS TO WHEEL BEARING <input type="checkbox"/> [053] Up to ident. no.:	002
65	N 000433 013010	WASHER CAMBER STRUTS TO WHEEL BEARING <input type="checkbox"/> [054] As of ident. no.	002
68	N 910113 010001	HEXAGON NUT CAMBER STRUTS TO WHEEL BEARING M 10 <input type="checkbox"/> [053] Up to ident. no.:	002
68	N 910113 012003	HEXAGON NUT CAMBER STRUTS TO WHEEL BEARING M12X1.5 <input type="checkbox"/> [054] As of ident. no.	002
71	A 009 990 20 01	SCREW CAMBER STRUTS TO REAR SUBFRAME M 12X1,5X60	002
74	N 910113 012002	HEXAGON NUT CAMBER STRUTS TO REAR SUBFRAME M 12	002

77	A 201 350 56 06	STRUT Replaced by: A 210 350 33 06 +002 A 210 350 45 06 +002 A 210 352 00 43 <input type="checkbox"/> [053] Up to ident. no.:	-
77	A 210 350 33 06	STRUT LEFT AND RIGHT <input type="checkbox"/> [054] As of ident. no.	002
80	A 124 350 68 06	REPAIR KIT MOUNTING PARTS <input type="checkbox"/> [053] Up to ident. no.:	002
80	A 210 350 45 06	REPAIR KIT MOUNTING PARTS <input type="checkbox"/> [054] As of ident. no.	002
81	A 210 352 00 43	CLAMPING SLEEVE MOUNTING PARTS <input type="checkbox"/> [054] As of ident. no.	002
83	A 210 352 03 71	SCREW STRUT TO WHEEL BEARING M 12X1,5X77 <input type="checkbox"/> [053] Up to ident. no.:	002
83	A 002 990 28 12	SCREW STRUT TO WHEEL BEARING M 12X1,5X80 <input type="checkbox"/> [054] As of ident. no.	002
86	A 210 357 01 75	WASHER STRUT TO WHEEL BEARING <input type="checkbox"/> [053] Up to ident. no.:	002
86	A 210 357 06 75	WASHER STRUT TO WHEEL BEARING <input type="checkbox"/> [054] As of ident. no.	002
89	N 000433 013010	WASHER STRUT TO WHEEL BEARING	002
92	N 910113 012002	HEXAGON NUT STRUT TO WHEEL BEARING M 12	002
95	A 009 990 20 01	SCREW STRUT TO REAR SUBFRAME M 12X1,5X60	002
98	N 910113 012002	HEXAGON NUT STRUT TO REAR SUBFRAME M 12	002
101	A 210 350 21 53	TIE ROD PARTS KIT	002
104	A 201 352 88 65	. RUBBER MOUNTING FRONT RIGHT,AT REAR SPRING	002
104	A 124 352 43 65	RUBBER MOUNTING REPAIR SIZE; WITH ECCENTRIC INTERIOR BUSHING	002
107	N 910113 010002	HEXAGON NUT TIE ROD TO WHEEL BEARING M10X1	002
107	N 910113 010000	HEXAGON NUT TIE ROD TO WHEEL BEARING M 10	002
110	A 140 350 11 70	REPAIR KIT TIE ROD TO REAR SUBFRAME	002
113	N 910113 012002	HEXAGON NUT TIE ROD TO REAR SUBFRAME M 12	002
116	A 210 350 00 29	THRUST ARM Replaced by: A 210 350 38 06 +002 A 210 350 45 06 +002 A 210 352 00 43 <input type="checkbox"/> [053] Up to ident. no.:	-
116	A 210 350 38 06	THRUST ARM <input type="checkbox"/> [054] As of ident. no.	002
119	A 124 350 65 06	REPAIR KIT MOUNTING PARTS <input type="checkbox"/> [053] Up to ident. no.:	002
119	A 210 350 45 06	REPAIR KIT MOUNTING PARTS <input type="checkbox"/> [054] As of ident. no.	002
120	A 210 352 00 43	CLAMPING SLEEVE MOUNTING PARTS <input type="checkbox"/> [054] As of ident. no.	002

122	A 210 990 11 01	SCREW THRUST ARM TO WHEEL BEARING M 10X75  [053] Up to ident. no.:	002
122	A 002 990 28 12	SCREW THRUST ARM TO WHEEL BEARING M 12X1,5X80  [054] As of ident. no.	002
125	A 210 357 04 75	WASHER THRUST ARM TO WHEEL BEARING  [053] Up to ident. no.:	002
125	A 210 357 06 75	WASHER THRUST ARM TO WHEEL BEARING  [054] As of ident. no.	002
128	N 000125 010532	WASHER THRUST ARM TO WHEEL BEARING  [053] Up to ident. no.:	002
128	N 000433 013010	WASHER THRUST ARM TO WHEEL BEARING  [054] As of ident. no.	002
131	N 910113 010001	HEXAGON NUT THRUST ARM TO WHEEL BEARING M 10  [053] Up to ident. no.:	002
131	N 910113 012003	HEXAGON NUT THRUST ARM TO WHEEL BEARING M12X1.5  [054] As of ident. no.	002
134	A 009 990 20 01	SCREW THRUST ARM TO REAR SUBFRAME M 12X1,5X60	002
137	N 910113 012002	HEXAGON NUT THRUST ARM TO REAR SUBFRAME M 12	002
140	A 201 352 09 88	COVERING THRUST ARM	002