




















- Parts list -

Mode	MD mode	Mod. des. overview	PASSENGER CAR,SEDAN
FIN/MD	WDB 2020331F843183	Catalog	44V
VIN		Major assembly:	
Sales designation	C43	Major assembly MD	
Assortment class	Car	Group	26 - GEARSHIFT MECHANISM
Market	Europe	Subgroup	100 - FLOOR SHIFT USED WITH AUTOMATIC FIVESPEED TRANSMISSION 722.6

Item no.	Part number	Designation/description	Quantity	Version
3	A 129 260 45 98	SHIFT MECHANISM [891] Up to ident. no.:	001	LA
5	A 202 267 01 37	BEARING BRACKET BOTTOM [870, 891] As of ident. no.	001	A
8	A 202 267 04 47	SLOTTED GATE [870, 891] As of ident. no.	001	LA
14	A 202 990 11 12	SCREW [891] Up to ident. no.:	002	A
17	A 129 260 03 38	SHAFT [870, 891] As of ident. no.	001	LA
23	A 129 267 14 30	LEVER [870, 891] As of ident. no.	001	LA
32	A 202 267 00 74	PIN [870, 891] As of ident. no.	001	A
38	A 129 267 03 50	BUSHING [870, 891] As of ident. no.	001	LA
44	A 202 267 01 74	PIN [870, 891] As of ident. no.	001	A
47	A 202 260 00 73	DETENT [870, 891] As of ident. no.	001	A
50	A 129 260 14 37	LEVER [870, 891] As of ident. no.	001	LA
53	A 202 267 10 01	SHIFT LEVER [870, 891] As of ident. no.	001	LA
59	A 129 993 34 01	SPRING [870, 891] As of ident. no.	001	A
62	A 129 267 03 74	PIN YOKE TO SHIFTING SHAFT [870, 891] As of ident. no.	001	A
65	A 129 994 00 41	LOCK YOKE TO SHIFTING SHAFT [870, 891] As of ident. no.	001	A
68	A 202 260 00 87	SHIFTING LOCK YOKE TO SHIFTING SHAFT [870, 891] As of ident. no.	001	A
71	A 202 260 15 37	LEVER SHIFTING LOCK [870, 891] As of ident. no.	001	A
74	N 006799 006003	CIRCLIP SHIFTING LOCK [870, 891] As of ident. no.	001	A
77	A 202 267 01 93	SPRING SHIFTING LOCK [870, 891] As of ident. no.	001	A
80	A 140 990 09 04	SCREW [870, 891] As of ident. no.	002	A

83	A 202 267 03 76	WASHER (CAM PLATE)  [870, 891] As of ident. no.	001	A
86	A 129 267 04 50	BUSHING  [870, 891] As of ident. no.	001	A
89	A 202 260 14 37	LEVER  [870, 891] As of ident. no.	001	A
92	A 202 992 00 10	BUSHING  [870, 891] As of ident. no.	001	A
95	A 129 267 05 88	COVERING  [891] Up to ident. no.:	001	LA
101	A 129 540 12 49	INDICATOR SLOTTED GATE LIGHTING  [870, 891] As of ident. no.	001	LA
107	A 210 545 13 32	CONTROL UNIT GEAR RECOGNITION SWITCH  [870, 891] As of ident. no.	001	A
110	A 129 260 09 94	BEARING BRACKET TOP  [030, 891] As of ident. no.	001	LA
116	A 129 267 00 26	SHUTTER  [870, 891] As of ident. no.	001	A
119	N 914136 005002	SCREW ADJUSTING SCREW FOR SHIFTING LOCK  [870, 891] As of ident. no.	001	A
122	A 202 267 00 06	COVER  [870, 891] As of ident. no.	001	A
125	A 202 260 05 40	HANDLE  [916, 891] Color footnote	001	
129	A 202 267 01 80	GASKET  [870, 891] As of ident. no.	001	A
131	N 910106 006001	SCREW-AND-WASHER ASSEMBLY BEARING BRACKET TO TUNNEL  [870, 891] As of ident. no.	004	A
133	A 202 267 01 88	COVERING  [870, 891] As of ident. no.	001	A
135	A 202 260 42 33	SHIFTING ROD  [891] Up to ident. no.:	001	A
137	A 202 267 00 32	END PIECE  [870, 891] As of ident. no.	001	A
140	A 000 990 40 77	SCREW  [870, 891] As of ident. no.	001	A
143	A 000 994 41 60	PIN LOCK SHIFTING ROD  [891] Up to ident. no.:	002	A