





P68.30-2158-09

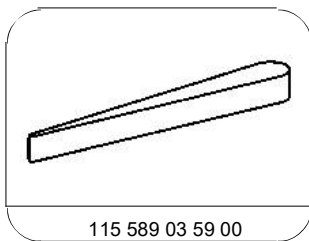
- 1 Cover
- 2 Paneling (C-pillar)
- 3 Nut

- 4 Belt guide
- 5 Insert clip
- 6 Clamp

- 7 Catch lugs

 	Removal, installation		
1	Unclip cover (1) from C-pillar paneling (2)		
2	Unscrew screw (3)		
3	Unclip belt guide (4) from C-pillar paneling (2)		
4	Unclip C-pillar paneling (2) from C-pillar with insert clip (5)	 Press insert clip out together with C-pillar paneling	*115589035900
5	Pull guide (arrow) out of clamp (6)		
6	Pull C-pillar paneling (2) out of rear shelf with catch lugs (7) toward front		
7	Install in opposite order		

Special tool



115 589 03 59 00

Installation wedge