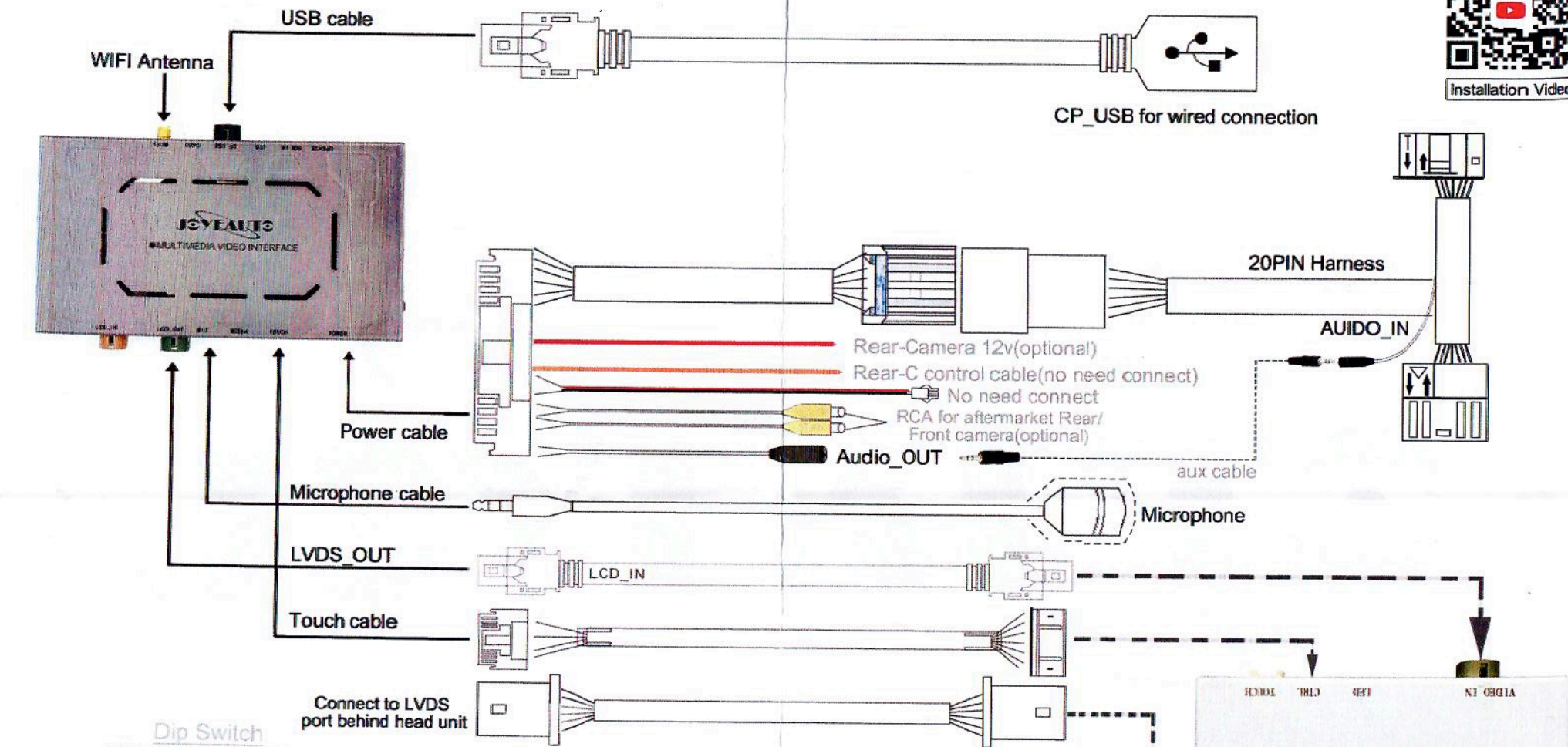


Mercedes W221(06-09) Wireless CarPlay installation diagram



Installation Video



Dip Switch




Dip switch	Status	Description
1,3	ON	for S class W221
4	ON	Reverse guideline OFF
	OFF	Reverse guideline ON
8	ON	Original Rear camera
	OFF	Aftermarket Rear camera
2, 5, 6, 7 all set OFF.		

Long press "Back" switch to CarPlay, short press use return

Press "TEL" use Siri

Joystick knob controls

Select AUX before switch to CarPlay



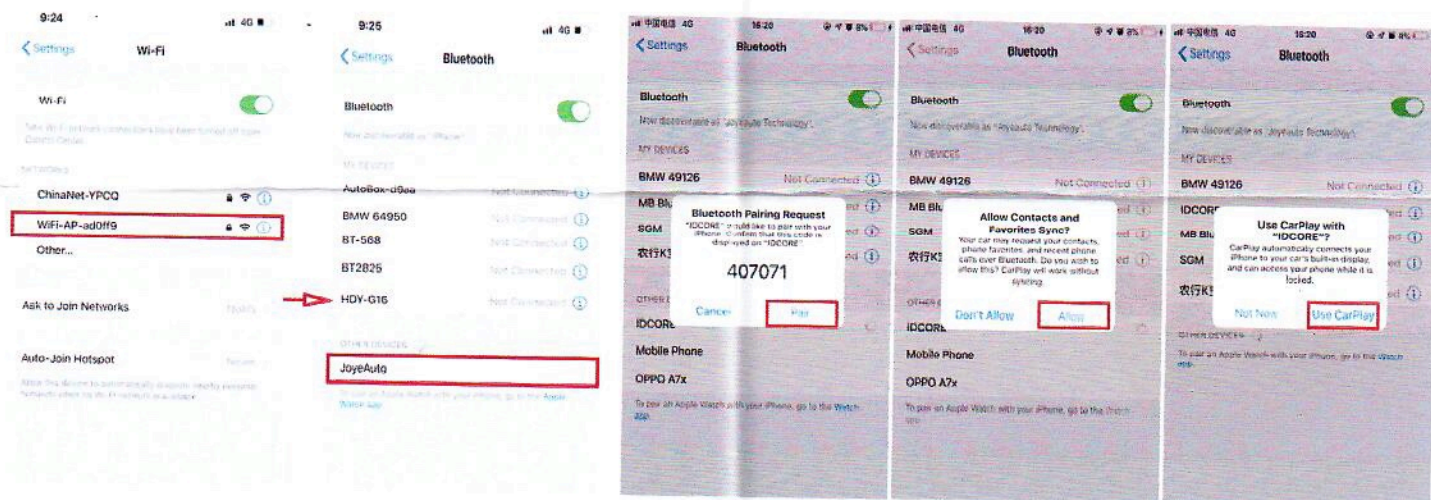
How to Connect JoyeAuto Wireless Apple CarPlay

- 1, Long press specific button(different car with different button,check from installation diagram)switch to JoyeAuto system main menu as below screen(BMW for example)



- 2, Then Turn ON Wi-Fi from iPhone's settings,you will find option of "WiFi-AP-****",but DO NOT connect it, and DON'T connect any network. Turn ON iPhone Bluetooth,get and click "JoyeAuto",then according below steps to get wireless connection.

(If "JoyeAuto"shows connected,but didn't go to carplay,then click Setup ->Bluetooth -> Paired device -> WiFi CarPlay, then iphone will show Use CarPlay request)



- 3, After about 5 seconds, it will Enter Apple CarPlay automatically, then Enjoying...



User Manual
(password: joyeauto*)

Note:

- 1, Besides wireless connection, it works by connect lightning cable also,and Charging the phone at the same time(but need turn OFF iPhone's WiFi at first)
- 2, For more details about user manual please check at www.joyeauto.com. Support-->User Manual (Password "joyeauto*")