

2000 ML (no fiberoptic) Ipod install with pics - Aux-in

Items needed,

1. Ipod

2. <http://www.crutchfield.com/S-PUqtR3kcB6T/cgi-bin/ProdView.asp?g=227550&I=023AUXIN2R> (you can find this on google by typing in auxin2r and it should be the first page) cost \$12

3. <http://www.monstercable.com/mp3/productPageMP3.asp?pin=2300&LastPage=Monster%20iPod%20-%20For%20the%20Home>

any ipod 1/8 to stereo connection will do

4. about 30mins, a thin wire for fishing wires to the location you want.

1st step is to take out the mcs unit you can buy a pair of keys at the dealership for a few bucks or make your own. after you have the unit out unplug the CD cable from the back, then plug in the adapter from crutchfield. next i fished the wires from the adapter behind the dash then connected them to my monster cable and fished that threw. the hardest part of the install is fishing the wires to the location you want them. and easy place to fish the wires to is the glove box but the felt from the glove box sticks to the ipod so be aware of that.


after you have plugged everything in plug the 1/8 monster cable into your ipod and play a song. then click the CD on the MCS make sure the volume on the MCS and ipod are on. it should play if not check your wires. one thing i noted is i had a cd i was playing before the install and when everything was plugged in it said CD 5 track 7 to get it to say CD 1 track 1 00:00 simply plug the cd player in eject the mag then put it back in hit CD and then hit CD1 and before it changes to that turn the power to the MCS off then plug in the adapter from crutchfield and it should display CD 1 track 1 00:00.




1



benzworld.org



benzworld.org







From Wolfgang's MB page:


Mercedes M-Class CD-changer install

1999 OEM changer made by Matsushita Communication Industrial Co. Ltd in Yokohama Japan

M-Classes without fiberoptic bus for CD-changer (1998 - 2000) CD-changer for M-Class model year 1998 to 2000: Mercedes part 163 820 05 89 or 163 820 13 89 or Q-6-82-0363. A Panasonic changer also works in 98/99 models, Panasonic model CX-DP88. The 98/99 Mercedes changer also works with the MCS system from a 2000 M-Class, plug and play.

Crutchfield part number AUXIN2R

AUX audio input 2000 MCS and 98/99 M-class radio, incl Bose Pin 01 Gray wire to CD changer (in trunk) - AUX in right Pin 02 White wire to CD changer (in trunk) - AUX in left Pin 03 Black wire to CD changer (in trunk) - common/coax shield for 1 & 2 Note the MCS has different input level control for each audio input. Crutchfield Blaupunkt ISO to



RCA adapter AUXIN2R for \$12 plugs right in. MY2000 MCS pinout