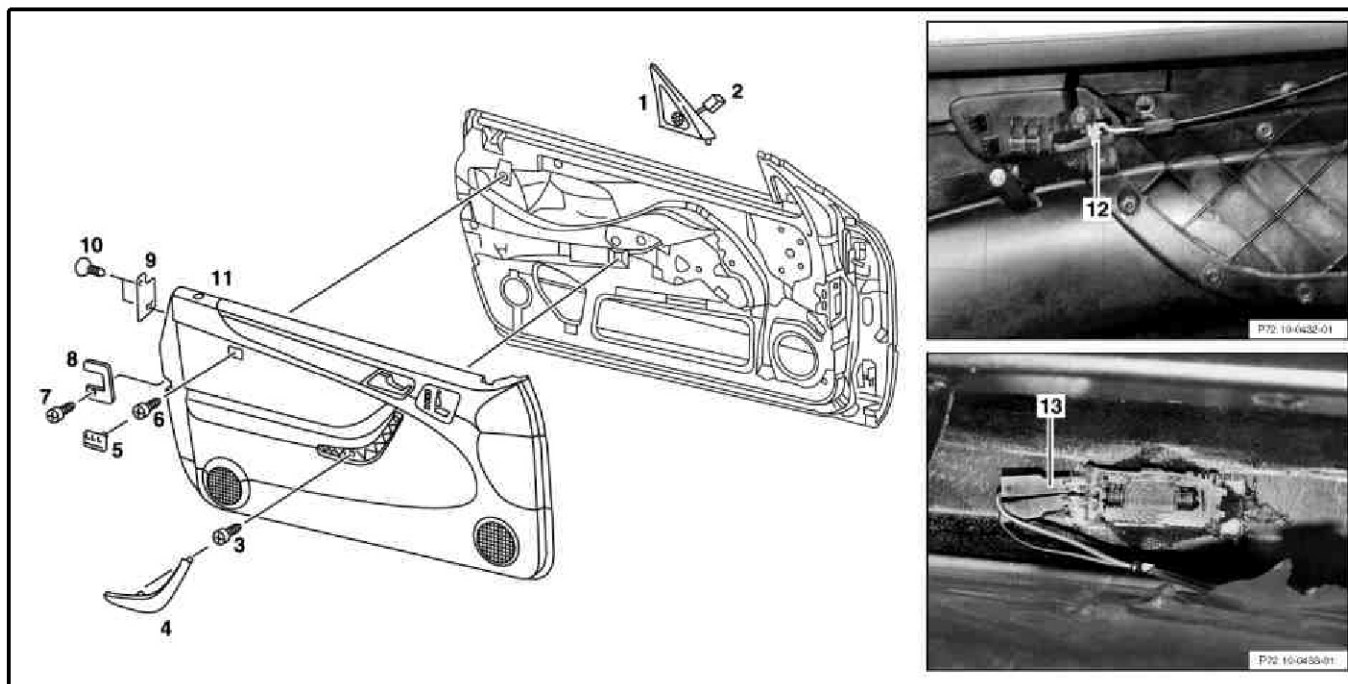


MODEL 208














- 1 Cover for door speaker (tweeter)
 2 Separation point for door speaker
 3 Screw
 4 Cover
 5 Cover (SRS side airbag)

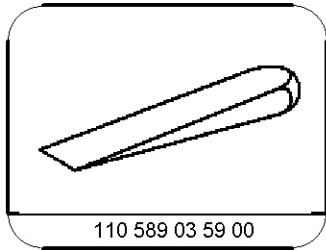
- 6 Screw
 7 Screw
 8 Round cover plate
 9 Cover

- 10 Screw
 11 Door liner
 12 Control cable
 13 Separation point (entrance/exit lamp)

P72.10-0434-09

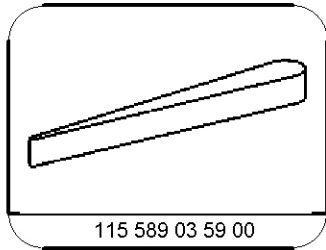
 	Removal, installation		
1	Open crank window		
2	Unclip cover for door speaker (1) with installation wedge and disconnect door speaker (2) at separation point		*110589035900
3	Remove cover (4)	 Press off cover (4) from bottom with long wedge 	*115589035900
4	Unscrew screw (3)		
5	Unclip cover (5) with long wedge	 Only on vehicles with code 292 (front left and right side airbags) 	*115589035900
6	Unscrew screw (6)		
7	Remove round cover plate (8)		
8	Remove cover (9)		
9	Press off door liner (1) at bottom of inner door panel, at front and rear with installation wedge	  Insert installation wedge directly next to each clip	*110589035900
10	Lift door liner (11) at top along sealing rail upward out of clips with installation wedge and simultaneously pull away from inner door panel	  Installation: Insert door lock linkage into eyelet in door liner (11)	*110589035900

11	Unhook control cable (12) from door inner actuating mechanism	i On vehicles with code 221a and 222a, electrically adjustable left and right front seats, disconnect connector for seat adjustment on door control module.	
12	Disconnect entrance/exit lamp at separation point (13)		
13	Lay door liner (11) down on clean surface		
14	Check door foil on inner door plate and clips on door liner (11)	i Replace door foil and clips if damaged, glue door foil onto inner door panel	*BR00.45-Z-1005-02A
15	Reinstall in opposite order		



110 589 03 59 00

Installation wedge



115 589 03 59 00

Long wedge

Service products for repair

Number	Designation	Order number
BR00.45-Z-1005-02A	MB PVC glue for gluing PVC foils to cardboard and sheet metal (350 g brush can)	001 989 30 71