

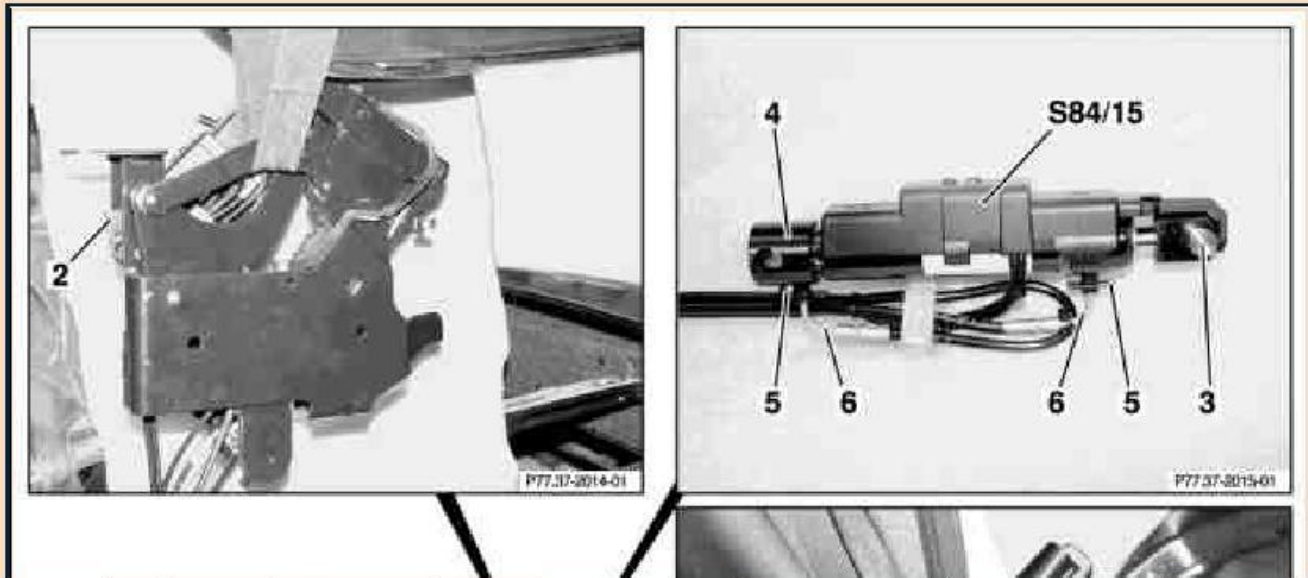
## Werkstattinformationssystem Display Document

|   |                                      |   |                                   |                |                         |
|---|--------------------------------------|---|-----------------------------------|----------------|-------------------------|
| Sales designation:<br>CLK 430 Cabriolet | Vehicle ident. number:<br>WDB208470* | Engine number:<br>113.943                                   | Automatic transmission:<br>722623 | Gr.:<br>77.30  | Entrv. Mod.Y.: Op. no.: |
| AR77.37-P-4190KA                        |                                      | Removing and installing hydraulic cylinder for soft top bow |                                   | Full-size view | Validity OFF            |
|   |                                      |   |                                   |                | Page: 2 / 8             |

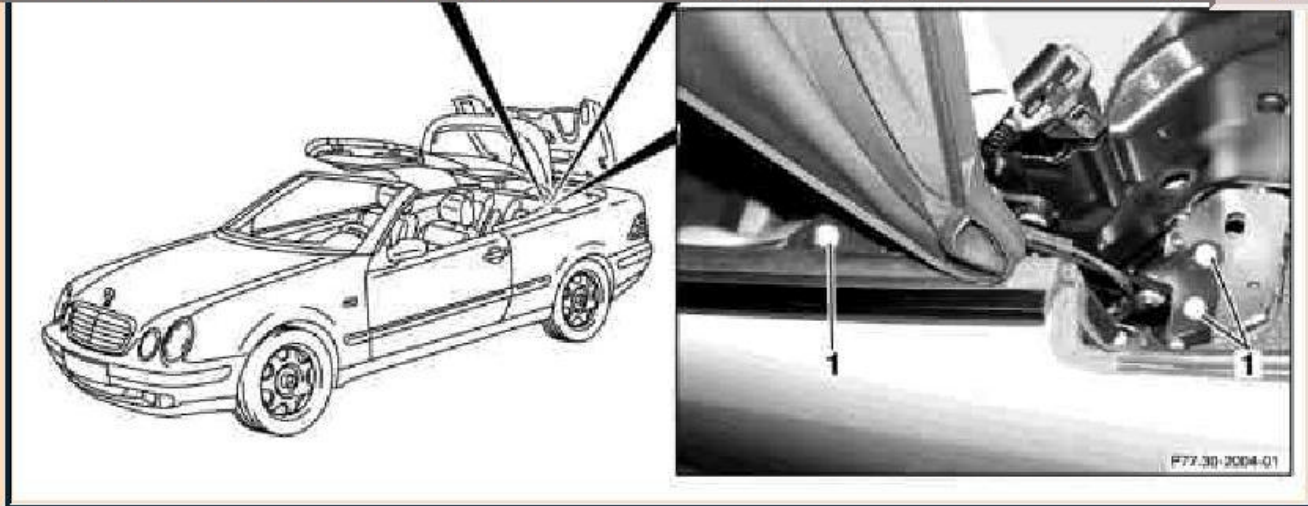
|                         |  |                |
|-------------------------|--|----------------|
| <b>AR77.37-P-4190KA</b> | <b>Removing and installing hydraulic cylinder for soft top bow</b> | <b>14.1.98</b> |
|-------------------------|--|----------------|

**MODEL 208.435 /444 /445 /447 /448 /465 /470**

- 1 *Mounting screws for main bearing*
- 2 *Mounting bolt with lock plate*
- 3 *Upper mounting bolt*
- 4 *Hydraulic cylinder*
- 5 *Retainers*
- 6 *Hydraulic lines*
- S84/15 *Soft top bow down/up limit switch*



|                |                    |              |                 |          |      |      |                 |
|----------------|--------------------|--------------|-----------------|----------|------|------|-----------------|
| Add. Functions | Document Functions | What is new? | Document: 1 / 1 | Level: 2 | Menu | Help | Previous Screen |
|----------------|--------------------|--------------|-----------------|----------|------|------|-----------------|



P77.37-2013-06







|                |  |   |                    |
|----------------|--|---|--------------------|
|                | <b>Removal, installation</b>   |   |                    |
| <b>Danger!</b> | <b>Risk of injury Mechanism can pinch, crush or, in extreme cases even sever extremities.</b>  | No parts of the body or limbs should be within the operating range of the mechanism when moving components.                       | AS00.00-Z-0009-01A |
| <b>Danger!</b> | <b>Risk of injury</b> to skin or eyes from hydraulic fluid spraying out under pressure.<br><b>Risk of poisoning</b> from swallowing hydraulic fluid. | Depressurize the hydraulic system completely before starting any work on the system. Wear protective clothing and eye protection. | AS00.00-Z-0013-01A |



wis AR77.37-P-4190KA Removing and installing hydraulic cylinder for soft top bow Normal view validity OFF Page: 3 / 6

|                  |  |  |                     |
|------------------|--|--|---------------------|
| ⚠ <b>Danger!</b> | <b>Injury hazard</b> from rollover bar extending   | Extend rollover bar before working in the rollover bar area                                    | AS91.00-Z-0003-01KA |
| 1                | Remove side paneling in left and right rear  |  | AR68.30-P-4780KA    |
| 2                | Close soft top   | <b>i</b> Leave soft top bow and soft top compartment cover in upright position                 |                     |
| 3                | Unscrew mounting screws (1) from main bearing  | <b>i</b> Mark soft top main bearing on bearing plate to facilitate installation<br><b>Nm</b>   | BA77.30-P-1001-01A  |
| 4                | Expose hydraulic lines   | <b>!</b> If necessary loosen cable straps and electrical leads so that leads cannot be damaged |                     |
| 5                | Lift soft top until hydraulic cylinder is accessible   |  |                     |
| 6                | Remove mounting bolt (2)   | <b>i</b> Turn lock plate 90°, then pull mounting bolt (2) out of hole                          |                     |
| 7                | Remove retaining ring from upper mounting bolt (3) and pull cylinder upward out of main bearing. | <b>i</b> <b>Installation:</b> Install shims below retaining ring.                              |                     |
| 8                | Unclip soft top bow down/up limit switch (S84/15) from hydraulic cylinder                        | <b>i</b> Limit switch only located on left side of vehicle                                     |                     |
| 9                | Press hydraulic cylinder (4) together  |  |                     |
| 10               | Press back retainers (5) and pull out  | <b>!</b> Immediately plug hydraulic lines with   |                     |

Start wis Benzworl... << 13:54

|    |   |  |
|----|---|--|
| 10 | Press back retainers (5) and pull out hydraulic lines (6) | <p>⚠ Immediately plug hydraulic lines with plugs , plug connections on hydraulic cylinder with blind plugs .</p> <p> Plug no. -07 <span style="float: right;">129589009100</span></p> <p> Blind plug no. -01 <span style="float: right;">129589009100</span></p> |
| 11 | Remove hydraulic cylinder (4)                             |  |
| 12 | Install in the reverse order                              |  |
| 13 | Bleed hydraulic system                                    |  |
| 14 | Check oil level of hydraulic system                       | <p> if necessary add oil through oil filler screw ↓</p> <p>See operating sheet specifications <span style="float: right;">BB00.40-P-0343-00A</span></p> <p> Oil filler plug <span style="float: right;">BA77.37-P-1003-01C</span></p>  |
| 15 | Check for proper function and leakage                     |  |

 Soft top

| Number | Designation | Model |
|--------|-------------|-------|
|        |             | 208.4 |

AR77.37-P-4190KA
Removing and installing hydraulic cylinder for soft top bow
Normal view
Validity OFF
Page: 5 / 6

**Nm Soft top**

| Number             | Designation   |    | Model<br>208.4 |
|--------------------|---|----|----------------|
| BA77.30-P-1001-01A | Screw for soft top main bearing on body bearing plate | Nm | 20             |

**Nm Hydraulic soft top**

| Number             | Designation   |    | Model<br>208.4 |
|--------------------|---|----|----------------|
| BA77.37-P-1003-01C | Oil filler screw on hydraulic unit supply reservoir | Nm | 2              |

Start
wis
Benzworl...
<<
13:59