



Model 218.3

Shown up to model year 2015

- 1 Cover
- 2 Spare wheel well paneling (except CODE U42 (Diesel exhaust treatment BlueTEC (SCR)) and except CODE U77 (Diesel exhaust treatment BLUETEC (SCR)))
- 3 Trim on trunk floor, front
- 4 Right luggage net (up to model year 2015)
- 5 Side paneling
- 13 Left luggage net



P68.30-3549-12




P68.30-3550-09

Shown up to model year 2015






- | | | | | | |
|---|---|----|---|-------|--|
| 1 | Cover | 7 | Retaining clips | 12 | Tie-down hooks (except CODE 287 (Folding rear seat backrests)) |
| 3 | Trim on trunk floor, front | 8 | Retaining clips | E18/4 | Right luggage compartment lamp |
| 4 | Right luggage net (up to model year 2015) | 9 | Tie-down eyes (with CODE 287 (Folding rear seat backrests)) | E18/5 | Left luggage compartment lamp |
| 5 | Side paneling | 10 | Rear center section paneling | | |

Shown as of model year 2015 on right side of vehicle except CODE 287 (Folding rear seat backrests) with CODE U77 (Diesel exhaust treatment BLUETEC (SCR))

- 11 Side paneling (with CODE U42 (Diesel exhaust treatment BlueTEC (SCR)) or with CODE U77 (Diesel exhaust treatment BLUETEC (SCR)))
- 12 Tie-down hooks (except CODE 287 (Folding rear seat backrests))



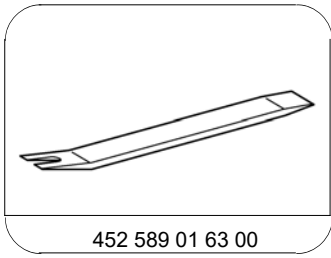
P68.30-3802-06

	Remove/install		
1	Remove retaining clips (7)	 Clip remover	*452589016300
2	Remove cover (1)		
3.1	Remove spare tire well paneling (2)	Model 218.3 except code U42 (BlueTEC diesel exhaust treatment (SCR)) except code U77 (Diesel Emission control BLUETEC (SCR))	
3.2	Remove side paneling (11)	Model 218.3 with code U42 (BlueTEC diesel exhaust treatment (SCR)) Model 218.3 with code U77 (Diesel Emission control BLUETEC (SCR))	
4	Remove rear center section paneling (10)		AR68.30-P-4785EW
5.1	Unlock backrest in rear and press forwards	Model 218.3 except code 287 (Folding rear seat backrests)	
5.2	Fold back left and right backrest in rear	Model 218.3 with code 287 (Folding rear seat backrests)	
6.1	Remove tie-down eyes (9)	Model 218.3 with code 287 (Folding rear seat backrests)  Screw/bolt for tie-down eye	*BA68.50-P-1001-03I
6.2	Release tie-down hook (12) with suitable screwdriver and then unclip	Model 218.3 except code 287 (Folding rear seat backrests)  Clip remover	*452589016300
7	Remove front trunk floor paneling (3)		
8	Remove right luggage net (4) from right side paneling (5)	Model 218.3 up to model year 2015	
9	Remove left luggage net (13) from left side paneling (5)		
10	Remove retaining clips (8) from left and right side paneling (5)	 Clip remover	*452589016300
11	Unclip left trunk lamp (E18/5) and right trunk lamp (E18/4) and lay down to side with electrical line connected		
12	Lift right side paneling (5) and disconnect electrical connector from cargo area socket	Model 218.3 with code 460 (Canada version) Model 218.3 with code 494 (US version)	
13	Detach side paneling (5) in lower area of trunk floor, pull toward center of trunk and remove		
14	Remove cargo area socket from right side paneling (5)	Model 218.3 with code 460 (Canada version) Model 218.3 with code 494 (US version) When replacing right side paneling (5).	

15	Install in the reverse order		
----	------------------------------	--	--

Nm Cargo retainers

Number	Designation		Model 218
BA68.50-P-1001-03I	Screw/bolt for tie-down eye	Nm	24



452 589 01 63 00

Clip remover