




Model	205
Model	207
Model	212 (except 212.074/075/076/077/092/274/275/276/277/292) except code B07 (Ceramic brake system)
Model	213
Model	218 (except 218.374/375/376/392/974/975/976/992) except code B07 (Ceramic brake system)
Model	253

Shown on model 205 with 1-piston floating caliper brake on front axle

- 1 Brake caliper
2 Locking bolt
3 Brake disk



P42.10-2992-01

 Warning	Risk of injury. Skin or eye injuries may result when handling hot or glowing objects.	Wear protective gloves, protective clothing and safety glasses, if necessary.	AS00.00-Z-0002-01A
	Notes on handling, transport and storage of composite brake disks	Model 205, 213, 253	AH42.10-P-9406-12LF
	Notes on handling, transport and storage of ceramic brake disks		AH42.10-P-9406-13A
	Notes on repairs to brake system		AH42.00-P-0003-01A
	Notes on safety-relevant components		AH00.00-Z-0019-01A
	Remove/install		
1.1	Remove brake caliper (1) with brakepads from front axle and fasten with attached lines free of tension to the vehicle.	When removing front brake disk (3) with fixed-caliper brake. Model 213.061/2614-piston fixed-caliper brake Model 205, 213 (except 213.061/261), 2534-piston fixed-caliper brake Model 205 with code B06 (grey-painted brake callipers) except code B07 (Ceramic brake system) except code U70 (red-painted brake callipers) 6-piston fixed-caliper brake Model 213 with code B06 (grey-painted brake callipers) except code B07 (Ceramic brake system) except code U70 (red-painted brake callipers) 6-piston fixed-caliper brake Model 253 with code B06 (AMG high-performance braking system) except code B07 (Ceramic brake system) except code U70 (AMG high-performance composite braking system) 6-piston fixed-caliper brake Model 205 with code B07 (Ceramic brake system) except code B06 (grey-painted brake callipers) except code U70 (red-painted brake callipers) 6-piston fixed-caliper brake Model 213 with code B07 (Ceramic brake system) except code B06 (grey-painted brake callipers) except code U70 (red-painted brake callipers) 6-piston fixed-caliper brake Model 253 with code B07 (Ceramic brake system) except code B06 (AMG high-performance braking system) except code U70 (AMG high-performance composite braking system) 6-piston fixed-caliper brake	AR42.10-P-0070FRB AR42.10-P-0070LWA AR42.10-P-0070LWB AR42.10-P-0070LWC

		<p>Model 205 with code U70 (red-painted brake callipers) except code B06 (grey-painted brake callipers) except code B07 (Ceramic brake system) 6-piston fixed-caliper brake Model 213 with code U70 (red-painted brake callipers) except code B06 (grey-painted brake callipers) except code B07 (Ceramic brake system) 6-piston fixed-caliper brake Model 253 with code U70 (AMG high-performance composite braking system) except code B06 (AMG high-performance braking system) except code B07 (Ceramic brake system) 6-piston fixed-caliper brake</p> <p>Model 212 (except 212.074/075/076/077/092/274/275/276/277/292), 218 (except 218.374/375/376/392/974/975/976/992) except code B07 (Ceramic brake system)with 4-piston fixed-caliper brake</p>	<p>AR42.10-P-0070LWD</p> <p>AR42.10-P-0070EWA</p>
1.2	Remove brake caliper (1) with brake caliper support from front axle and fasten with attached lines free of tension to the vehicle.	<p>When removing front brake disk (3) with floating-caliper brake.</p> <p>Model 205, 213, 2531-piston floating caliper brake</p> <p>Model 207 Floating caliper brake Model 212 (except 212.074/075/076/077/092/274/275/276/277/292), 218 (except 218.374/375/376/392/974/975/976/992) except code B07 (Ceramic brake system) Floating caliper brake</p> <p>Model 207, 212 (except 212.074/075/076/077/092/274/275/276/277/292) except code B07 (Ceramic brake system)with non-split 1-piston floating caliper brake</p> <p>Model 207, 212 (except 212.074/075/076/077/092/274/275/276/277/292), 218 (except 218.374/375/376/392/974/975/976/992) except code B07 (Ceramic brake system)With split floating caliper brake</p>	<p>AR42.10-P-0070LW</p> <p>AR42.10-P-0505EWA</p> <p>AR42.10-P-0070EWB</p> <p>AR42.10-P-0070EWC</p>
2.1	Remove brake caliper (1) with brake caliper support from rear axle and fasten with attached lines free of tension to the vehicle.	<p>When removing rear brake disk (3).</p> <p>Model 207 Model 212 (except 212.074/075/076/077/092/274/275/276/277/292) except code B07 (Ceramic brake system)</p> <p>Model 218 (except 218.374/375/376/392/974/975/976/992) except code B07 (Ceramic brake system)</p> <p>Model 205 (except 205.086/087/286/287/386/387/487) Model 213 (except 213.088/089/288/289), 253 (except 253.388/389/988/989)</p>	<p>AR42.10-P-0080EW</p> <p>AR42.10-P-0080EL</p> <p>AR42.10-P-0080LW</p>
2.2	Remove brakepads from rear axle.	<p>When removing rear brake disk (3).</p> <p>Model 205.086/087/286/287/386/387/486/487 Model 213.088/089/288/289 Model 253.388/389/988/989</p>	AR42.10-P-1710LW
3	Unscrew safety screw (2) and remove brake disk (3).	<p>i Installation: Replace locking bolt (2).</p> <p>i Model 205, 213, 253 with engine 177 Installation: Observe marking for installation side.</p> <p>Nm Model 205 Model 213 with engine 177 Model 213 with engine 256, 264, 274, 276, 642, 654, 656 Model 253 Safety bolt, rear axle brake disk to flange</p>	*BA42.10-P-1001-06J

		<p> Model 205 Model 213 with engine 177 Model 213 with engine 256, 264, 274, 276, 642, 654, 656 Model 253 Locking bolt, brake disk of front axle to wheel hub</p> <p> Model 207 Model 212 (except 212.074/075/076/077/092/274/275/276/277/292) except code B07 (Ceramic brake system) Model 218 (except 218.374/375/376/392/974/975/976/992) except code B07 (Ceramic brake system) Safety screw, rear axle brake disk to wheel flange</p> <p> Model 207 Model 212 (except 212.074/075/076/077/092/274/275/276/277/292) except code B07 (Ceramic brake system) Model 218 (except 218.374/375/376/392/974/975/976/992) except code B07 (Ceramic brake system) Locking bolt, brake disk of front axle to wheel hub</p>	<p>*BA42.10-P-1002-06J</p> <p>*BA42.10-P-1001-06H</p> <p>*BA42.10-P-1002-06H</p>
	Clean		
4	Clean contact surface and interference fit of brake disk (3).		
5	Lightly grease interference fit of brake disk (3).	Paste, hot lubrication 1 kg, DBL 6879.20	*BR00.45-Z-1005-06A
6	Install in the reverse order.		

Brake disks, brake cover plate

Number	Designation		Model 207	Model 212
BA42.10-P-1001-06H	Safety screw, rear axle brake disk to wheel flange	Nm	10	10

Brake disks, brake cover plate

Number	Designation		Model 218
BA42.10-P-1001-06H	Safety screw, rear axle brake disk to wheel flange	Nm	10

Brake disks, brake cover plate

Number	Designation		Model 205	Model 213 with engine 256, 264, 274, 276, 642, 654, 656
BA42.10-P-1001-06J	Safety bolt, rear axle brake disk to flange	Nm	10	10

Brake disks, brake cover plate

Number	Designation		Model 213 with engine 177	Model 253
BA42.10-P-1001-06J	Safety bolt, rear axle brake disk to flange	Nm	10	10

Brake disks, brake cover plate

Number	Designation		Model 207	Model 212
BA42.10-P-1002-06H	Locking bolt, brake disk of front axle to wheel hub	Nm	10	10

Brake disks, brake cover plate

Number	Designation	Model 218

BA42.10-P-1002-06H	Locking bolt, brake disk of front axle to wheel hub	Nm	10
--------------------	---	----	----

Nm Brake disks, brake cover plate

Number	Designation		Model 205	Model 213 with engine 256, 264, 274, 276, 642, 654, 656
BA42.10-P-1002-06J	Locking bolt, brake disk of front axle to wheel hub	Nm	10	10

Nm Brake disks, brake cover plate

Number	Designation		Model 213 with engine 177	Model 253
BA42.10-P-1002-06J	Locking bolt, brake disk of front axle to wheel hub	Nm	10	10

Repair materials

Number	Designation	Order number
BR00.45-Z-1005-06A	Paste, hot lubrication 1 kg, DBL 6879.20	A 000 989 76 51