

- Parts list -

Vehicle	WDDLJ9BB0GA174240 (D33)	CLS 500 4MATIC BlueEFFICIENCY Coupe
Color	040 - Black - standard finish	Equipment 218 - leather grey
FIN: WDD2183911A174240		Assortment class PC
Group	91 DRIVER'S SEAT	Sub-group 065 LEFT SEAT

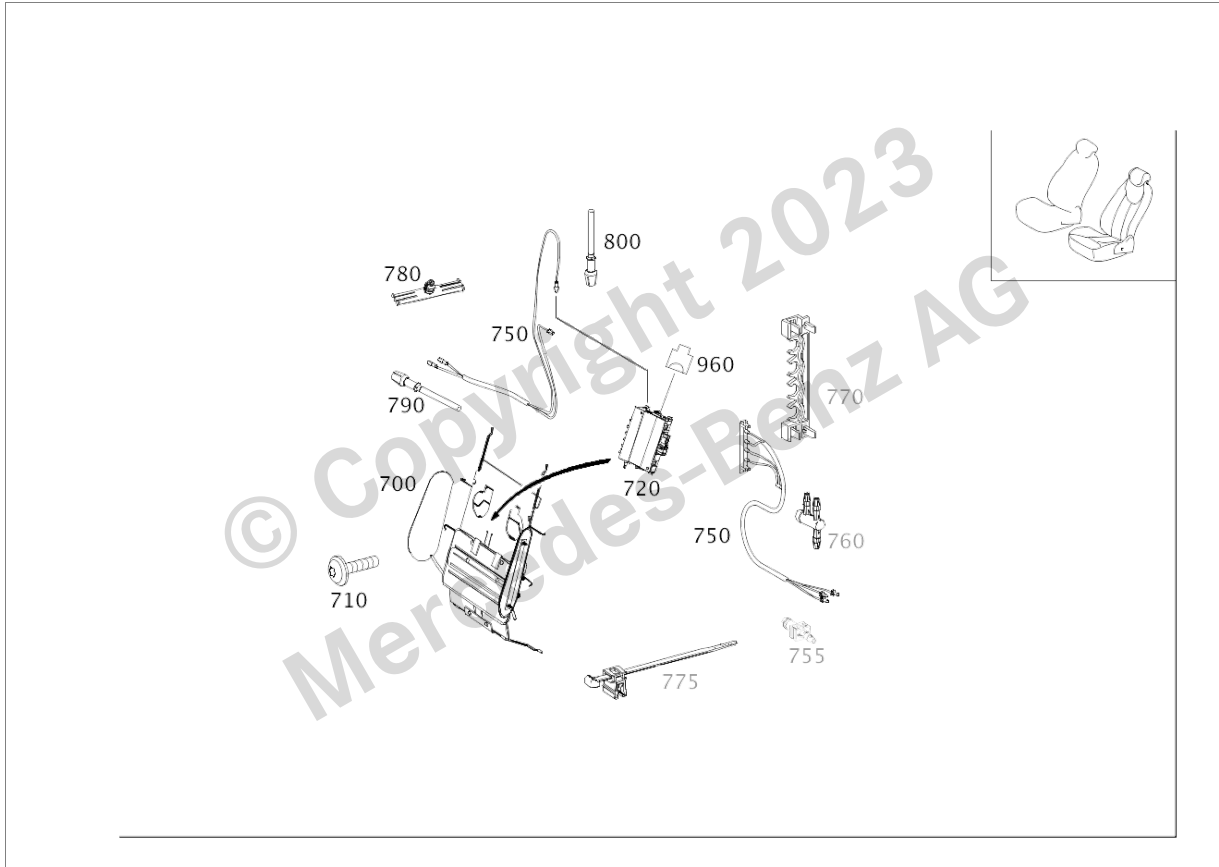









































Image ID: drawing_B91065000125

Item	Part number	Designation/additional information	Qty
10	A 207 910 00 22	CUSHION FRAME	1
20	A 218 910 95 02	PADDING, SEAT CUSHION Seat Code: 401+432+(805/806/807/808/809)+-(956+(851A/521A/221A));	1
30	A 212 820 22 42	* AXIAL BLOWER Seat Code: 401;	1
40	A 000 910 38 02	* INSERT, ADJUSTABLE Seat Code: 409/432;	1
50	A 002 997 33 86	** COVER PLUG MOUNTING, PADDING Code: 409/432;	2
60	A 211 800 10 53	** CONNECTOR COUPLING SYSTEM BACKREST ADAPTER Code: 409/432;	1






Parts Information

Item	Part number	Designation/additional information	Qty
120	A 218 910 01 03 7M48 	COVER, SEAT CUSHION Leather  Code: 200A+401+432+(805/806/807/808/809);	1
125	A 218 906 01 95	SEAT HEATING Cushion  Code: 401+-(956+(851A/521A/221A));	1
127	A 218 820 01 98	SEAT HEATING Cushion  Code: 401+-(956+(851A/521A/221A)/510A/810A);	1
140	A 006 997 39 89	REPAIR KIT, CONC. COUPL. Repair solution, plug	1
250	A 218 910 36 01	RETAINING BRACKET Left seat cushion	2
260	A 126 924 25 29	BRACKET Left seat cushion	1
270	A 218 911 03 00	REINFORCEMENT Cushion frame, left	1
300	A 212 910 13 34	BACKREST FRAME Fully electric seat  Code: 275+(460/494);	1
310	A 000 970 00 26	FOLDING DEVICE Head restraint  Code: 275;	1
320	A 221 870 53 87 	CONTROL UNIT Seat ventilation  [697] PART IS ONLY OR ALSO SUPPLIED AS RECONDITIONED PART  Code: 401;	1
325	A 094 990 40 03	HEXALOBULAR BOLT Control unit mount; M4X10  Code: 401;	1
330	A 212 906 04 02	FAN Backrest ventilation  Code: 401;	1
340	A 094 990 40 03	HEXALOBULAR BOLT Blower mount; M4X10  Code: 401;	1
350	A 212 860 34 02 7H52 	SIDEBAG Left backrest	1
360	N 000000 003477	NUT Side airbag mount; M6	2
370	A 218 970 13 50 7M48 	HEAD RESTRAINT Left  Code: (201A/205A/207A/208A/211A/214A/215A/218A/225A/245A)+(432/409)+(X00/956+(851A/521A)); Replaced by: A 218 970 02 80	1
370	A 218 970 02 80 7M48 	HEAD RESTRAINT Left  Code: (201A/205A/207A/208A/211A/214A/215A/218A/225A/245A)+(432/409)+(X00/956+(851A/521A)); Replaces: A 218 970 13 50	1
380	A 218 910 15 16	PADDING, SEAT BACKREST  Code: 401+(432/275+432)+-(956+(851A/521A/221A));	1

Parts Information

Item	Part number	Designation/additional information	Qty
530	A 006 997 35 89	REPAIR KIT, CONC. COUPL. Repair solution, plug	1
590	A 204 970 07 41 7H52 	HEAD RESTRAINT GUIDE Left head restraint  Code: 275;	1
590	A 204 970 08 41 7H52 	HEAD RESTRAINT GUIDE Right head restraint	1
595	N 912001 012001	SECURING Head restraint bracket; 12MM  Code: 432;	1
600	A 218 910 73 03 7M48  	OUTER COVER, SEAT BACKR. Left  Code: 200A+401+((409/432)/275+(409/432));	1
601	A 218 820 09 98	SEAT HEATING Left backrest  Code: (873/401)+-(956+(851A/521A/221A));	1
603	A 218 820 00 98	SEAT HEATING Left backrest  Code: 401+-(956+(851A/521A/221A)/510A/810A);	1
610	A 218 910 37 01	RETAINING BRACKET Left backrest	2
630	A 212 910 01 26	BACKREST SHELL Left	1
640	A 211 984 04 29	SCREW Backrest shell to backrest frame; M5X16	4
650	A 212 910 01 39 7M81 	TRIM Backrest frame  Code: 401/401+432;	1
660	A 218 914 04 00	BOLSTER PLATE RIGHT  Code: 409/432;	1
670	A 218 914 02 00	BOLSTER PLATE LEFT BOTTOM  Code: 409/432;	1
680	A 218 914 00 00	BOLSTER PLATE LEFT TOP  Code: 409/432;	1
700	A 000 910 80 00	INSERT, ADJUSTABLE Left backrest  Code: 432;	1
710	A 001 984 55 29	HEXALOBULAR BOLT Upholstery insert to backrest; M4X10  Code: 409/432;	6
720	A 212 900 52 22 	CONTROL UNIT, COMPLETE Left backrest  [672, 697] PART MUST BE CHECKED FOR CURRENT FLASHWARE AFTER INSTALLATION  Code: 432+(805/806/807/808/809);	1
750	A 212 800 02 15 	HOSE LINE Valve block  Code: 432;	1

Parts Information

Item	Part number	Designation/additional information	Qty
780	A 000 546 69 43 	* BRACKET Hose line  Code: 409/432;	1
790	A 006 997 39 89	REPAIR KIT, CONC. COUPL. REPAIR SOLUTION, CONNECTOR  Code: 432;	1
790	A 006 997 39 89	REPAIR KIT, CONC. COUPL. Repair solution, plug	1
800	A 006 997 36 89	REPAIR KIT, CONC. COUPL. REPAIR SOLUTION, CONNECTOR  Code: 432;	1
900	A 049 545 06 28	PLUG HOUSING LEFT SEAT MASSAGE FUNCTION MOTOR M94*1; 6-PIN MQS	1
905	A 032 545 20 28	RECEPTACLE HOUSING LEFT SEAT CUSHION SEAT VENTILATION MOTOR CONNECTOR X55/11*1; 2-PIN MQS	1
907	A 002 540 86 81	PLUG HOUSING MULTICONTOUR BACKREST SWITCH GROUP L. FRONT S109*1; 14-PIN MQS	1
910	A 002 540 23 05	ELECTRICAL WIRING HARNESS LEFT SIDEBAG IGNITION SQUIB R12/9; 2-PIN 0.5MM2  [001822] ALSO ORDER: TERMINAL BLOCK 2 X A 001 546 99 41; CABLE TIE 5 X A 002 997 24 90	1
915	A 038 545 56 28	PLUG DRIVER CRASH ACTIVE HEAD RESTRAINT SEPARATING POINT X150/1*1; 2-PIN MQS	1
920	A 032 545 20 28	RECEPTACLE HOUSING MOTOR CONNECTOR, DRIVER SIDE SEAT BACKREST X55/13*1; 2-PIN MQS	1
925	A 220 545 54 28	RECEPTACLE HOUSING DRIVER LUMBAR SUPPORT PUMP M25/4*1; 2-PIN SLK2.8	1
925	A 038 545 13 28	PLUG DRIVER LUMBAR SUPPORT REGULATOR CONTROL UNIT N32/23*1; 7-PIN MQS, MCP2.8	1
930	A 028 545 84 28	RECEPTACLE HOUSING DRIVER HEAD RESTRAINT SEAT ADJUSTMENT MOTOR M27/4*1; 4-PIN MQS	1
940	A 028 545 83 28	RECEPTACLE HOUSING LEFT FRONT SEAT VENTILATION BLOWER REGULATOR N29/5*1; 8 PIN MQS	1
945	A 037 545 14 28	PLUG LEFT REAR BACKREST HEATED CUSHION R13/2*1; 2-PIN SLK2.8	1
950	A 037 545 09 28	PLUG DRIVER BACKREST SEAT ADJUSTMENT MOTOR, BLUE M27/5*2; 4-PIN SLK2.8	1
960	A 038 545 13 28	PLUG DRIVER DYNAMIC SEAT CONTROL UNIT N32/19*1; 7-PIN MQS, MCP2.8	1
960	A 002 540 86 81	PLUG HOUSING DRIVER DYNAMIC SEAT CONTROL UNIT N32/19*3; 14-PIN MQS	1