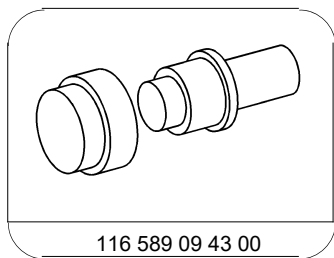


AR41.10-P-0100-02TX	Press deep-groove ball bearing in/out of elastomer bearing of propeller shaft		
---------------------	---	--	--


Model 172, 204, 207, 212, 218, 219, 231

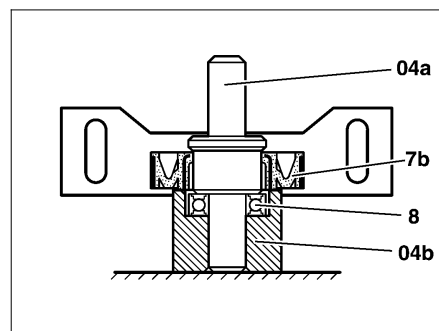


116 589 09 43 00

Removal and installation tool


Press out


- 1 Press out grooved ball bearing (8)  from rubber mount (7b) using press out/in tool (04a, 04b).

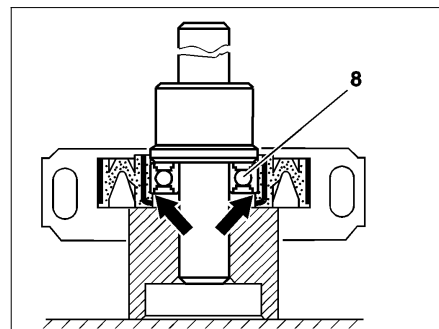


P41.10-2011-01

Press in

- 2 Press in grooved ball bearing (8)  into rubberized bearing seat as far as the contact surface (arrows) using press out/in tool (04a, 04b).

 Ensure that the grooved ball bearing (8) is properly seated.



P41.00-0003-01