















ENGINE 646.951 in MODEL 211.004 with TRANSMISSIONS 716.604, 722.699
 ENGINE 646.961 in MODELS 211.006 /206 with TRANSMISSIONS 716.649, 722.699
 ENGINE 647.961 in MODELS 211.016 /216 with TRANSMISSIONS 716.649, 722.640
 ENGINE 112.913 in MODELS 211.061 /261 with TRANSMISSIONS 716.623 /634, 722.696
 ENGINE 112.949 in MODELS 211.065 /265 with TRANSMISSION 722.618
 ENGINE 113.967 in MODEL 211.070 with TRANSMISSION 722.633
 ENGINE 271.941 in MODELS 211.042 /242 with TRANSMISSIONS 716.628, 722.695
 ENGINE 113.990 in MODELS 211.076 /276 with TRANSMISSION 722.636
 ENGINE 648.961 in MODELS 211.026 /226 with TRANSMISSION 722.626
 ENGINE 113.967 in MODEL 211.070 with TRANSMISSION 722.901
 ENGINE 113.990 in MODEL 211.076 with TRANSMISSION 722.901
 ENGINE 648.961 in MODELS 211.023 /223 with TRANSMISSION 722.640
 ENGINE 646.961 in MODEL 211.606 with TRANSMISSION 722.699
 ENGINE 647.961 in MODEL 211.616 with TRANSMISSION 722.640

Shown on model 211.006 with transmission 716.651

- 1 Transmission
 2 Bolts
 3 Bolts
 4 Rear engine mount



P22.10-2086-11

	Removing/installing		
 Danger!	Risk of death caused by vehicle slipping or toppling off the lifting platform.	Align vehicle between the columns of the hydraulic hoist and position the four support plates below the hoist support points specified by the vehicle manufacturer.	AS00.00-Z-0010-01A
1.1	Remove rear part section of soundproofing bottom section	Vehicles with diesel engines	AR94.30-P-5300T
1.2	Remove the rear part of the engine compartment paneling	Vehicles with gasoline engines	AR61.20-P-1105T
2	Support the transmission (1) with a  transmission jack and  transmission platform and raise it a little	 Telescopic / transmission jack  Passenger car transmission platform	*WH58.30-Z-1037-07A *WH58.30-Z-1032-07A
3	Unscrew screws (2 and 3)	Engines 646, 647, 648:  Bolt for rear engine mount on rear engine crossmember  Bolt or nut for rear engine mount on transmission Engines 112, 113:  Bolt for rear engine mount on rear engine crossmember  Bolt or nut for rear engine mount on transmission Engine 271:  Bolt for rear engine mount on rear engine crossmember  Bolt or nut for rear engine mount on transmission	*BA22.10-P-1002-01D *BA22.10-P-1006-01D *BA22.10-P-1002-01L *BA22.10-P-1006-01L *BA22.10-P-1001-01O *BA22.10-P-1002-01O
4	Remove the rear engine mount (4)	 Pay attention to installation position.	
5	Install in reverse order		

Nm Engine mounts, engine supports

Number	Designation		Engines 112.913/913/949 949 in model 211	Engines 113.967 in model 211
BA22.10-P-1002-01L	Bolt for rear engine mount on rear engine cross member	Nm	30	30
BA22.10-P-1006-01L	Bolt or nut for rear engine mount on transmission	M8 Nm	-	-
		M10 Nm	40	40

Nm Engine mounts, engine supports

Number	Designation		Engine 113.990 in model 211
BA22.10-P-1002-01L	Bolt for rear engine mount on rear engine cross member	Nm	30
BA22.10-P-1006-01L	Bolt or nut for rear engine mount on transmission	M8 Nm	-
		M10 Nm	50

Nm Engine suspension, engine mounts, engine supports

Number	Designation		Engine 646, 647, 648 in model 211
BA22.10-P-1002-01D	Bolt for rear engine mount on rear engine crossmember	Nm	30
BA22.10-P-1006-01D	Bolt or nut for rear engine mount on transmission	Nm	40

Nm Engine suspension, engine mounts, engine supports

Number	Designation		Engine 271.941/943 in model 211
BA22.10-P-1001-01O	Bolt for rear engine mount on rear engine crossmember	Nm	25
BA22.10-P-1002-01O	Bolt or nut for rear engine mount on transmission	Nm	45

Commercially available tools (see Workshop Equipment Manual)

Number	Designation	Manufacturer (e.g.)	Order number
WH58.30-Z-1037-07A	Telescoping transmission lifter 0.5 - 1.0t	Fuchs-Hydraulik An der B41 D-55606 Core	TS 500-F
WH58.30-Z-1032-07A	Passenger car transmission platform	Blitz M. Schneider Hüflingstr. 55 D-78199 Bräuningen	3136