


ENGINE 272, 273 in MODEL 211, 219

- 1 Cap
- 2 Nut
- 3 Electric cable, circuit 30 (B+)
- 4 Terminal 61 electrical line (D+) connector
- 5 Lower screws
- 6 Upper bolts
- 7 Front engine cover
- 8 Intake air duct












G2 Alternator
Y32 Air pump switchover valve



P15.40-2283-06

Modification notes

3.5.05	Bolt connecting right air shutoff valve to cylinder head	Engine 272	*BA14.30-P-1003-02A
--------	--	------------	---------------------

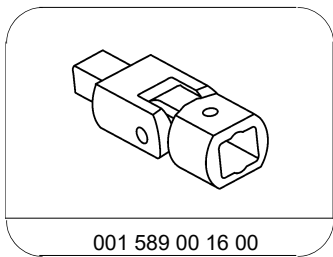
 	Remove, install		
1	Disconnect ground line from battery	 Insulate ground line clamp as a protection against unintentional contact of dismantled ground line with ground point of battery. Model 211.0 Model 211.2 Model 219	AR54.10-P-0003T AR54.10-P-0003TA AR54.10-P-0003TX
2	Pull front engine cover (7) up and out of the mounts.		
3	Remove the right intake air duct (8)		
4	Remove poly-V-belt		AR13.20-P-0001TS
5	Remove right air shutoff valve	Model 211.087 /092 /287 /292 	AR14.30-P-7200TS *BA14.30-P-1003-02A
6	Remove fan unit	Engine 273	AR20.40-P-6800TS
7	Remove lower engine compartment paneling	Model 211 Model 219	AR61.20-P-1105T AR61.20-P-1105TX
8	Remove cap (1) and dismount electrical line (3) from alternator (G2), for this step, unscrew nut (2)		*BA15.40-P-1002-01F
9	Disconnect connector for electrical line (4) from alternator (G2)		
10	Unscrew lower bolts (5) of alternator (G2)	  Installation: Models 211.087 /092 /287 /292:  use plug-in joint adapter. 	*BA15.40-P-1001-01F *001589001600
11	Unscrew the upper bolts (6) for alternator (G2)		*BA15.40-P-1001-01F
12	Take alternator (G2) down and out	 Model 211.087 /092 /287 /292: Rotate the alternator in the engine compartment and remove it from above with the regulator cover plate.	
13	Install in the reverse order		

 Alternator

Number	Designation		Engine 272	Engine 273
BA15.40-P-1001-01F	Bolt connecting alternator to timing case	Nm	20	20
BA15.40-P-1002-01F	Nut connecting circuit B+ to alternator	Nm	15	15

Nm Air shutoff valve

Number	Designation		Engine 272	Engine 273
BA14.30-P-1003-02A	Bolt connecting right air shutoff valve to cylinder head	Nm	14	14



Plug-in joint adapter