


110 589 03 59 00


Mounting wedge

i Work procedure shown is exemplary for the removal of right front headlamp.

- 1 Unscrew bolts (2).
- 2 Press radiator paneling (3) downward until bolts (4) are accessible.
- ⚠ Carefully press radiator paneling (3) toward front. Danger of damaging radiator paneling (3) and front bumper (1).
- 3 Unscrew bolts (4).




P88.20-2664-06



P88.20-2665-09

- 4 Unscrew bolt (5) from terminal strip (6)


6 Lift front fender (8) out of retaining clamps (10) with mounting wedge (9) 

i **Installation:** Ensure that clip (11) is seated correctly on retaining clamps (10).

5 Pivot terminal strip (6) into guide bolts (7) and press toward front until guide bolts (7) arrests in catch point (arrow)

i Terminal strip (6) remains on front bumper (1).

7 Pull front bumper (1) toward front until right front headlamp can be removed

 Carefully pull toward front to prevent damaging the front fender (1).

i **Installation:** Ensure that front bumper (1) is seated correctly in side guide (12).

8 Fasten in opposite order

