

MODEL 216 up to 31.5.09

with CODE (500) Folding left/right outside mirrors

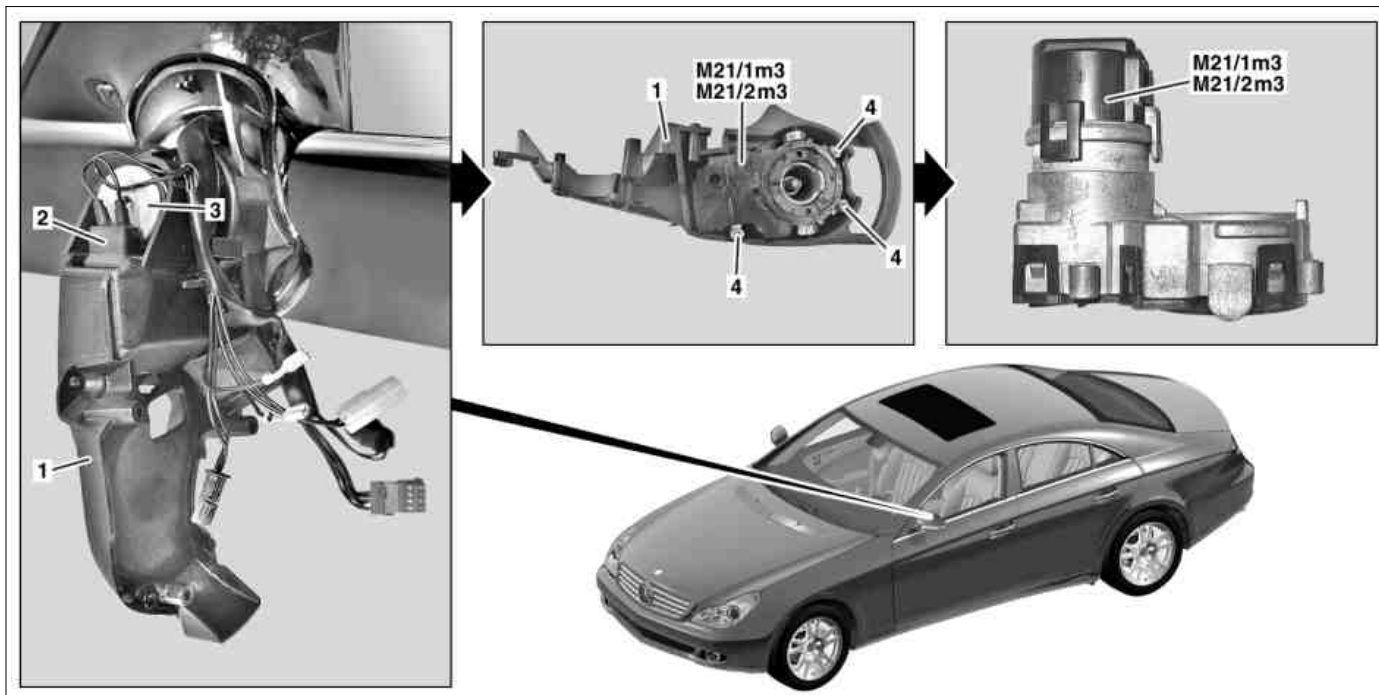
except CODE (800) Model year 2010

MODEL 219 with CODE (500) Fold left/right outside mirrors

MODEL 221 up to 31.5.09

with CODE (500) Folding left/right outside mirrors

except CODE (800) Model year 2010






P88.70-2356-09

Shown on model 219

- 1 Carrier
2 Electrical connector

- 3 Screw
4 Screw

- M21/1m3 Mirror fold-in motor
M21/2m3 Mirror fold-in motor

 	Remove/install		
1	Remove covering on outside rearview mirror		AR88.70-P-9040TX
2	Disconnect electrical connector (2)		
3	Unscrew bolt (3) and remove carrier (1)		*BA88.70-P-1002-01B
4	Unscrew bolts (4) and remove power folding mirror motor (M21/1m3) or power folding mirror motor (M21/2m3)		
5	Install in the reverse order		

Outside mirrors

Number	Designation		Model	Model	Model
			216	219	221
BA88.70-P-1002-01B	Bolt, motor of fold-in mirror to mirror base	Nm	11	11	11