

MODEL 216 up to 31.5.09 except CODE (800) Model year 2010

MODEL 219


MODEL 221 up to 31.5.09 except CODE (800) Model year 2010

Illustrated on model 219



- 1 Frame
 2 Screw
 3 Electrical connector
 4 Screw
 5 Outside mirror trim
 6 Carrier
 7 Wiring harness

M21/1e1 Left outside mirror ambient lamp

M21/2e1 Right outside mirror ambient lamp



P88.70-2360-04

 	Remove/install		
1	Remove glass adjustment drive		AR88.70-P-9060TX
2	Remove bolts (2) and remove frame (1)		
3	Disconnect electrical connector (3)		
4	Unscrew bolt (4)		
5	Pivot outside mirror paneling (5) downward (arrow)		
6	Unclip left outside mirror ambient lamp (M21/1e1) or right outside mirror ambient lamp (M21/2e1)		
7	Pull bulb with frame out of left outside mirror ambient lamp ((M21/1e1) or right outside mirror ambient lamp (M21/2e1)		
8	Expose wiring harness (7)		
9	Guide outside mirror paneling (5) over carrier (6) and remove		
10	Install in the reverse order		