

P68.20-3248-07

Shown with code (489) Airmatic (semi-active air suspension), code (220) Parktronic system (PTS) and code (219) Distronic (DTR)




- 1 Center console cover  
2 Ashtray  
3 Selector lever boot

- 4 Catch hook  
5 Electrical connector

- 6 Electrical connector (with code (489) Airmatic (semi-active air suspension), code (220) Parktronic system (PTS), code (219) Distronic (DTR) or code (228) Stationary heater)

#### Modification notes

5.7.06	"Disconnect/connect battery ground line" removed		
--------	--	--	--

 	Remove/install		
1	Open ashtray (2)		
2	Unclip selector lever boot (3) manually from center console cover (1)	 Selector lever boot (3) is arrested in center console cover (1) with four catch hooks	
3	Press center console cover (1) toward rear and hold down. Then unclip center console cover (1) upward from catch hook (4). Then raise center console cover (1) at front and slide toward front until center console cover (1) is unhooked in rear area.		
4	Separate electrical connector (5)		
5.1	Disconnect electrical connector (6)	On vehicles with Code (489) Airmatic (semi-active air suspension), Code (220) Parktronic system (PTS), Code (219) Distronic (DTR) or Code (228) Stationary heater	
6	Move selector lever boot (3) into center console cover (1) through opening and remove center console cover (1)		
7	Install in the reverse order		