



Model 172.4
 Model 190
 except code 244 (Sport seats, front)
 except code 555 (AMG Performance seats)



P91.18-2270-09








- | | | |
|------------------|-------------------|------------------|
| 1 Cover | 3 Seat belt guide | 5 Bolts |
| 2 Backrest frame | 4 Bolts | 12 Support plate |

- | |
|-------------------|
| 1 Cover |
| 6 Padding |
| 7 Hook |
| 8 Clamping strips |
| 9 Staple wires |
| 10 Staple wires |
| 11 Staple wires |



P91.18-2271-05

<p>⚠ Caution</p>	<p>Risk of injury caused by scraping or cutting body parts on sharp vehicle parts</p>	<p>Always wear protective gloves when working on or near sharp and non-deburred vehicle parts. Deburr repair panels.</p>	<p>AS00.00-Z-0017-01A</p>
-------------------------	--	---	----------------------------------

 Caution	Risk of injury caused by backrest suddenly folding forward if release lever is accidentally operated during inspection and repair work	When working on the seat, be careful not to accidentally release the backrest mechanism, allowing the seat to fold forward. Keep body parts clear of the backrest travel area. Model 172.4	AS91.00-Z-0005-01V
 Warning	Risk of injury caused by performing testing or repair work on airbag or emergency tensioning retractor units.	Store airbag units with deployment side facing up; do not expose to temperatures greater than 100 °C. When working on these units, disconnect the power supply.	AS91.00-Z-0001-01A
	Information on machining/treating magnesium components		AH60.00-P-0023-01R
	Notes on performing repair, body work and welding on vehicles with airbags and RTE units		AH91.00-P-0002-01M
	Remove/install		
1	Remove front seat and lay down on suitable surface	Model 190 except code 244 (Sport seats, front) except code 555 (AMG Performance seats) Model 172.4	AR91.10-P-1000RG AR91.10-P-1000W
2	Remove front seat head restraint		AR91.16-P-0040W
3	Remove air duct	Model 172.4 with code 403 (Aircarft system)	AR91.30-P-2000W
4	Remove front seat head restraint guide	Model 172.4 Model 190 except code 244 (Sport seats, front) except code 555 (AMG Performance seats) Model 172.4	AR91.16-P-0050W
5	Remove screws (5)		
6	Release head restraint cover at seat backrest frame (2) (arrows A) and remove head restraint cover		
7	Remove screws/bolts (4), remove support plate (12) and belt guide (3)	 Model 190 except code 244 (Sport seats, front) except code 555 (AMG Performance seats) Screw/bolt, belt guide to backrest frame  Model 172.4 Bolt, belt guide to backrest frame	*BA91.10-P-1011-01R *BA91.10-P-1028-01A
8	Unhook hooks (arrows B) from seat backrest frame (2)		
9	Unhook hooks (7) and terminal strips (8) from seat backrest frame (2)		
10	Unhook cover (1) from seat backrest frame (2)		
11	Slip cover (1) over the padding (6)		
12	Unclip staple wires (9, 10) at padding (6)	 Do not damage clips in padding (6). Otherwise the padding (6) must be replaced.	
13	Unclip staple wires (11) at padding (6) and seat backrest frame (2)	 Do not damage clips in padding (6). Otherwise the padding (6) must be replaced.	
14	Remove cover (1) from padding (6)		
15	Pull staple wires (9, 10, 11) out of cover (1)	Only when replacing cover (1).	
16	Install in the reverse order		

 Front seats

Number	Designation		Model 190
BA91.10-P-1011-01R	Screw/bolt, belt guide to backrest frame	Nm	5

 Front seats

Number	Designation		Model 172
BA91.10-P-1028-01A	Bolt, belt guide to backrest frame	Nm	5