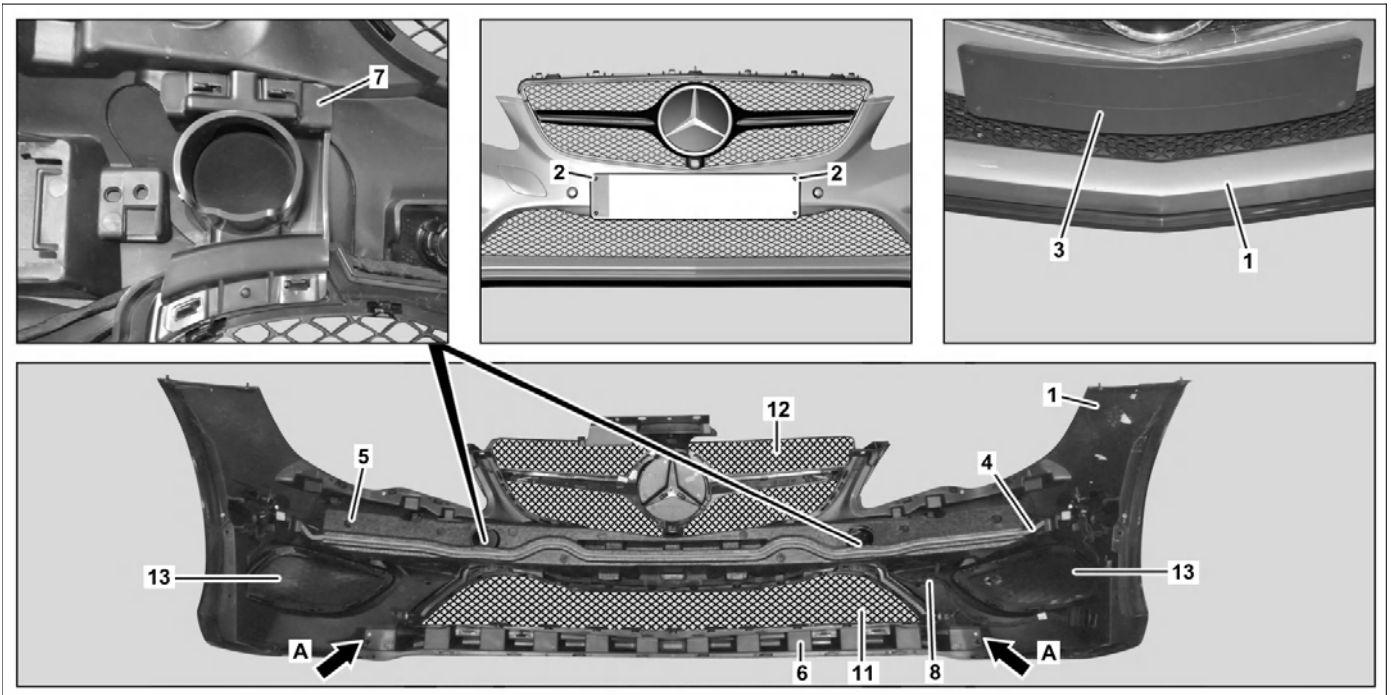



Model 207
as of model year 2014



P88.20-4086-09

Shown with CODE U60 (pedestrian protection)












- | | | | | | |
|---|--|---|---------------------------|----|-----------------|
| 1 | Bumper | 5 | Impact absorber | 11 | Air grille |
| 2 | Screw | 6 | Bottom basic carrier | 12 | Radiator grille |
| 3 | License plate bracket | 7 | Reinforcement | 13 | Cover |
| 4 | Pedestrian protection sensor (with CODE U60 (Pedestrian protection)) | 8 | Electrical wiring harness | | |

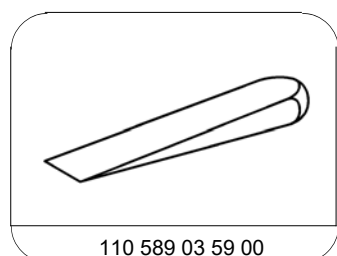


P88.20-4087-09

Shown with CODE 233 (DISTRONIC PLUS) and CODE 235 (Active park assist)

- | | | |
|--|---|--|
| 1 Bumper | 15 Reinforcement | 18 Left front bumper DISTRONIC (DTR) sensor (with CODE 233 (DISTRONIC PLUS)) |
| 10 Front parking system distance sensor (with CODE 220 (PARKTRONIC) or CODE 235 (Active Parking Assist)) | 16 COLLISION PREVENTION ASSIST control unit (with CODE 258 (COLLISION PREVENTION ASSIST)) | |
| 14 Expansion rivet | 17 Right front bumper DISTRONIC (DTR) sensor (with CODE 233 (DISTRONIC PLUS)) | |

 	Remove/install		
1	Remove bumper (1)		AR88.20-P-2000EW
2	Unscrew bolts (2) and unclip license plate bracket (3) with license plate from bumper (1)		
3	Remove pedestrian protection sensor (4)	Model 207 as of model year 2014 with code U60 (Active Bonnet (Pedestrian protection))	AR91.60-P-0950EWM
4 	Remove impact absorber (5) General information on the impact absorber		AH88.20-P-1000-01A
5	Drill out blind rivets (arrows A)		
6	Unclip lower basic carrier (6) from bumper (1) with assembly wedge and remove	 Mounting wedge	*110589035900
7	Unclip left and right reinforcement (7) from bumper (1) with assembly wedge and remove	 Mounting wedge	*110589035900
8	Unclip air grille (11) from bumper (1) with assembly wedge and remove	 Mounting wedge	*110589035900
9	Unclip radiator grille (12) from bumper (1) with assembly wedge and remove	 Mounting wedge	*110589035900
10	Unclip left and right cover (13) from bumper (1) with assembly edge and remove	 Mounting wedge	*110589035900
11	Remove electrical wiring harness (8) from bumper (1)	 The number of electrical connectors depends on the vehicle equipment.	
12	Remove COLLISION PREVENTION ASSIST control unit (16) from right reinforcement (15)	Model 207 as of model year 2014 with code 258 (COLLISION PREVENTION ASSIST)	
13	Remove right front bumper DISTRONIC (DTR) sensor (17) from right reinforcement (15)	Model 207 as of model year 2014 with code 233 (DISTRONIC PLUS)	
14	Remove left front bumper DISTRONIC (DTR) sensor (18) from left reinforcement (15)	Model 207 as of model year 2014 with code 233 (DISTRONIC PLUS)	
15	Unclip front parking system distance sensors (10) from bumper (1) and remove	Model 207 as of model year 2014 with code 220 (PARKTRONIC) Model 207 as of model year 2014 with code 235 (Active Parking Assist)  Installation: Check sealing rings on front parking system distance sensor (10), replace if damaged.	
16	Drill out blind rivets (arrows B)		
17	Remove expansion rivet (14)		
18	Unclip left and right reinforcement (15) from bumper (1) with assembly and remove	 Mounting wedge	*110589035900
19	Install in the reverse order		



Mounting wedge