

# Mercedes-Benz Certified Pre-Owned Inspection and Certification Report

## Certification Stoppers

Any of the following IMMEDIATELY eliminates a vehicle from the Mercedes-Benz Certified Pre-Owned (MBCPO) program:

- Over 75,000 miles/over 6 model years old
- Vehicle Master Discrepancy
- Problem found in CARFAX Vehicle History Report
- TMU (True Mileage Unknown)
- Identifiable Structural Damage

Dealer Name.	Dealer Code	Year & Model	Present Mileage
Vehicle Stock Number	Certification Date 2016-12-15	V.I.N.	Next Scheduled Maintenance

## What This Report Means to You - The Customer

Your purchase of a Mercedes-Benz vehicle demonstrates that you possess sound judgment and impeccable taste. This report shows that your newly acquired pre-owned Mercedes-Benz vehicle has been inspected and when required reconditioned to our exacting standards. Further, it is your assurance that you will receive the same considerate customer service that we provide to our new vehicle owners. You have selected one of the premier vehicles in the world you deserve nothing less. As part of the reconditioning process, body repairs may have been performed on your vehicle. Repairs of a cumulative value in excess of 10% of the vehicle's current market value are described in the Notes section of this form.

## Instructions for Dealer


After completing the inspection and reconditioning secure all necessary signatures and maintain a copy in the service file. After you obtain customer signature, provide customer the original signed ICR and maintain a copy of the signed original in the sales file.





**Certified Pre-Owned**  
by Mercedes-Benz

## Mechanical Standards

The following is our Certification inspection procedure. This procedure helps insure that your Mercedes-Benz Certified Pre-Owned vehicle has been inspected and when required reconditioned to our exacting standards.

 <b>General</b>	
1	Identifiable Structural Damage Verification: Check for correct body gap Check gloss level, hue error and cloudiness
2	Mileage/History Verification print and attach VMI and CARFAX report
3	Service according to maintenance schedule OR Service if within 5000 miles or 6 months of scheduled maintenance OR If no recorded service history by MB Dealer then perform service including filters & fluids
4	All Recall and/or other Campaigns Performed
5	Current Maintenance and Warranty Booklet
6	Current Owner's Manual
7	All Spare Keys (Including Wheel Locks if Installed)
8	OEM Factory Windows - inspect each window for OEM Factory sticker (Refer to MBCPO Reconditioning Manual for details)
9	Roadside Assistance Program Label Affixed
10	MBCPO Inspection Label Affixed to B-Pillar
11	Perform initial short test, diagnose any current DTCs, if fault code exists, print ECU log, freeze frame data and repair as SDS indicates Attach printout to RO

 <b>Engine Compartment and Pre-Road Test Checks</b> (Fluid levels must be corrected prior to road test)	
12	Engine Oil
13	Transmission Oil
14	Rear Axle Oil
15	Transfer Case Oil Level
16	Front Axle Oil Level
17	Engine Compartment/Antifreeze Protection
18	Power Steering Fluid
19	Brake Fluid & Clutch Fluid
20	Windshield Washer Fluid
21	Level Control Oil, ADS, ASD
22	Battery Condition/Midtronics Test and attach printout
23	Verify functionality of any moving linkages on engine
24	AdBlue Level - check and refill

 <b>Engine Component/System - Condition Check &amp; Verification</b>	
25	All Emission Control Systems in Place and Functional. Read out DTC's. Repair as Necessary
26	Fuel Filter
27	Spark Plugs
28	Perform Dynamic Compression Test (Vehicles over 60,000 miles)
29	Fuel Injection System

30	Ignition System - During SDS Check; Including Routing of Ignition Wires (Gas) if applicable	
31	Check for DTC 's of Pre-Glow system	
32	Vacuum Pump; Leak Evidence of Oil in Vacuum Line (Diesel)	
33	Boost Pressure (Diesel and Gasoline)	
34	Air Cleaner / Filter - Per Maintenance Schedule	
35	V-Belts and Poly-V Belt - Per Maintenance Schedule	
36	Engine Mounts	
37	Heating and Ventilation Dust Filter - Per Maintenance Schedule	
38	Active Charcoal Filter/Pre-Filter, per maintenance schedule	
39	Recirculating Air Filter - Per Maintenance Schedule	
40	A/C Refrigerant Charge system, per maintenance schedule	



## Electrical Systems and Function Test

41	Fuses (Condition/Proper Rating)	
42	MIL Check; Indicators in Instrument Cluster	
43	Dash Instruments, Clock, Illumination and Dimmer Control	
44	Exterior Rear View Mirrors	
45	Exterior Mirror Fold Back	
46	Interior Rear View Mirror	
47	Automatic Dimming Rear View Mirror	
48	Radio, (Satellite Radio, if any) and Stereo Speaker Function	
49	Tire Pressure Monitoring System - if fault code exists, print ECU log, freeze frame data and repair as SDS indicates Attach printout to RO	
50	CD Changer / Player / DVD rear entertainment system, check functionality	
51	Cellular Telephone, MHI, BlueTooth - Check Functionality	
52	Cigarette Lighter(s)	
53	Voice Control System (Basic Functionality)	
54	Contact Dealer Support at 1-877-826-6319. The mbrace® control unit must be provisioned by Dealer Support to enable the subscription of services.	
55	Rocker Switches; Function, Tactile Feel and LED/ Illumination	
56	Steering Column Adjustment and Memory	
57	Seat Adjustments and Memory	
58	Heated Seats/ Ventilated	
59	Front Seat Belt Extenders; (Coupe and Cabriolet)	
60	Front Seat Backrest Latch/Release; (Coupe and Cabriolet)	
61	Front Seat Backrest Latch/Release Chime/ Warning Lamp; (Coupe and Cabriolet)	
62	Rear Window Defroster (Check Current Draw with DMM)	
63	Rear Head Restraint Retraction	
64	Rear Window Sunshade	
65	Horn	
66	Headlamp Low / High Beam and All Exterior Lights, Check Headlight and Foglight Adjustment, After Wheel Alignment	
67	Rear seat backrest latch/ Warning Lamp	
68	Panorama Roof Function and Roller Shade	
69	Interior and Entry Lighting	
70	Windshield Wiper/Washer; System/Rear Window Wiper/Washer; Including Wiper Inserts, Headlamp Cleaning System	
71	Check functionality of Air-Scarf	
72	Check functionality of rain-sensor	



## Undercarriage/Drivetrain

Note – Lower Engine Encapsulation Cover or Noise Encapsulation Cover to be Removed for Inspection; Must be Installed Prior to the Road Test.

73	Drive Shaft Flex Discs, Couplings and Center Support Brg(s)	
74	Exhaust System/Connections/Supports	
75	Parking Brake and Cables	
76	Brake Lines	
77	Tire Wear (Including spare); Min. Tread Depth = 5/32 in. NOT including TWI; Record tread depth. Replace Tires and Spare regardless of remaining tread if they are older than 6 years	
78	Inspect Wheels / Tires, Correct Tire Pressure (Tires must be DAG approved - See MBUSATIRE.com for correct tire listing for this vehicle)	
79	Check Wheel Bolt Torque	
80	Perform wheel alignment check and perform alignment if needed	
81	Brake Rotors/Pads (Minimum of 50% Pad Material) Measure brake rotors, record results	
82	Shock Absorber/Damper Struts	
83	Suspension Inspection	
84	Self-Leveling Suspension	
85	Front/Rear Axle Rubber Mounts/Bushings	
86	Check Steering Play	
87	Tighten Steering Gear Bolts, for 463	
88	Front Axle Ball Joints	
89	Steering Shock FOR 463	



## Chassis/Body

90	Body Structure Inspection	
91	Glass, Lamp Frames and Lenses	
92	Central Locking System Function Test (Interior/Exterior)	
93	Mechanical Locking with All Keys at All Points	
94	Alarm System Function	
95	Power Window Operation from All Points (Including Lock-Out)	
96	One Touch and Convenience Closing	
97	Interior Trim; Inspect Dash, Door Panels, Seat Covers, Wood, Etc.	
98	First Aid Kit - Inspect and replace if inner bag has been opened, check for expiration date and replace if necessary	
99	Multi-contour Seats. (Function Check with Engine Running)	
100	Seat Belts – Condition/Operation	
101	Front Seat Belt Height Adjustment	
102	Front Seat Center Armrest (and Hinge)	
103	Front Sun Visor/Vanity Mirror, Rear Vanity Mirror (if equipped) Operation/Illumination	
104	Roll Bar / Pop-up Headrest	
105	Parktronic (if available)	
106	Soft Top & Seals; Condition/Operation	
107	AIRCAP - Check operation of switches and proper movement according to vehicle specifications	
108	Door/Trunk Lid Closing Assist	
109	Trunk Release	
110	Tailgate Closing Assist	
111	Rear Facing Third Seat (Station Wagon)	
112	Door/Trunk/Tailgate Seals; Inspect Drains	
113	Sliding Roof Function Drains and Headliner	
114	Inspect Glass Roof for Scratches/Corrective Action	



## Road Test

115	Instruments	
116	Speedometer/Odometer/Tripmeter	
117	Steering/Vehicle Handling/Centered Steering Wheel	
118	Braking System Performance, Parking Brake Operation	
119	Climate Control - Function / Regulation / Display, Check for Bad Odors in A/C System	
120	Cruise Control – Function (Set, Accel, Decel, Resume & Off)	
121	Verify Navigation Function	
122	Verify DISTRONIC-Function	
123	Engine Performance	
124	Excessive Exhaust Smoke (Diesel)	
125	Vibration and Noise (Drivetrain/Wheels)	
126	Transmission Shifting – (Upshift/ Downshift Quality & Kickdown)	
127	Shift Lock Operation	
128	Wind Noise	



## Post-Road Test Inspection

129	Fluid Leaks – Visible Inspection	
130	Automatic Climate Control	
131	All Fluid Levels (Underhood)	

## Appearance Standards



## Engine

132	Wash, then Repeat Step 20	
-----	---------------------------	--



## Trunk

133	Mat	
134	Paint	
135	Spare Tire, Tools & Jack. Check tire fit sealant expiration date and replace if date is expired	
136	Moisture and Odor	
137	Vacuum and Shampoo	




## Interior

138	Floor Mats	
139	Carpet	
140	Upholstery	
141	Headliner, Door Panels	
142	Buttons Knobs & Vents, Instrument Panel	

143	Glass and Mirrors	
144	Wood & Chrome Trim	
145	Vacuum and Shampoo	
146	Screws	
147	Ashtrays	
148	De-Grease Door Jamb, Hinges, Kickpanels and Visors	
149	Moisture and Odor	

	<b>Exterior</b>
--	-----------------

150	Dings, Dents, & Scratches	
151	Examine Paint	
152	Examine & Clean Chrome	
153	Glass and Mirror Housing	
154	Grille	
155	Lamp Lenses	
156	Badges	
157	Trim and Moldings	
158	Wipers	
159	Bumpers	
160	Door Edges, Frames	
161	Wash and Wax	

	<b>Wheels</b>
---	---------------

162	Scuffs and Scratches	
163	Cuts and Gouges	
164	Wash and Polish	

**Notes:**

**Exclusion Notice for the Customer**

The following items noted are to be specifically brought to the attention of the customer because they are non-Mercedes-Benz or aftermarket components and/or accessories. These items are excluded from Mercedes-Benz Certified Pre-Owned Limited Warranty. These items may however carry warranty from the specific manufacturer. Please inquire with your Mercedes-Benz dealer. **Circle all that apply:**

Wheels	Instruments	Other Items, List Below:
Suspension Components	External Lighting/Fog Lamps	_____
Radio/Cassette Player	Rack/Carrier	_____
CD Player	Bumpers, Side Skirts, Spoilers	_____
Telephone	Glass Tinting Film	_____
Alarm System	Radar Detector	_____
Blue Tooth Communication Devices		_____
Technician	_____	Date: _____
Pre-Owned Manager	_____	Date: _____
Service Manager	_____	Date: _____

Mileage at Delivery \_\_\_\_\_ Date: \_\_\_\_\_

Customer \_\_\_\_\_ Date: \_\_\_\_\_

Revision 01/12

Mercedes-Benz USA LLC

Reproduction or translation in whole or in part is not permitted without written authorization from the publisher. Printed in U.S.A.

---