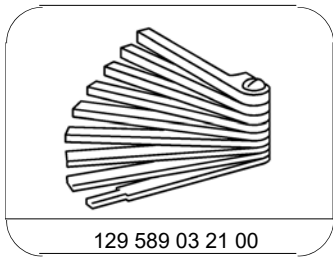


**Check values for gaps**

Number	Designation	Model 207.3	Model 207.4		
BE60.00-P-1001-01W	Gap dimension	Engine hood to fender	Dimension "A" mm	4 (±1)	4 (±1)
		Engine hood to headlamp	Dimension "B" mm	4 (±1)	4 (±1)
		Engine hood to bumper	Dimension "C" mm	6 (+1/-2)	6 (+1/-2)
		Engine hood to A-pillar	Dimension "D" mm	4.5 (+2/-1)	4.5 (+2/-1)
		Bumper to headlamp	Dimension "E" mm	2.5 (±1.5)	2.5 (±1.5)
			See picture	AR60.00-P-0700-01EC	AR60.00-P-0700-01EC
BE60.00-P-1002-01W	Gap dimension	Front door to fender	Dimension "F" mm	4 (+1.5/-0.5)	4 (+1.5/-0.5)
		Front door to rear fender	Dimension "G" mm	4 (+1/-0.5)	4 (+1/-0.5)
			See picture	AR60.00-P-0700-01EC	AR60.00-P-0700-01EC
BE60.00-P-1003-01W	Gap dimension	Trunk lid to rear fender, top	Dimension "H" mm	4 (±1)	4 (±1)
		Trunk lid to bumper	Dimension "I" mm	5.5 (±2)	5.5 (±2)
		Rear fender to rear lamp unit	Dimension "J" mm	2 (+1.5/-1)	2 (+1.5/-1)
		Taillamp to bumper	Dimension "K" mm	2 (±1)	2 (±1)
		Taillamp, trunk lid to taillamp	Dimension "L" mm	4 (±1)	4 (±1)
			See picture	AR60.00-P-0700-01EC	AR60.00-P-0700-01EC
BE60.00-P-1004-01W	Gap dimension	Fuel filler flap (around)	Dimension "M" mm	3 (+1/-0.5)	3 (+1/-0.5)
			See picture	AR60.00-P-0700-01EC	AR60.00-P-0700-01EC
BE60.00-P-1005-01W	Gap dimension	Soft top compartment lid to rear fender	Dimension "N" mm	-	4 (±1)
		Soft top compartment cover to trunk lid	Dimension "O" mm	-	4 (+1.5/-0.5)
		Wind deflector to A-pillar	Dimension "P" mm	-	3.5 (±1.5)
		Wind deflector to water deflector	Dimension "Q" mm	-	2,1 (±1)
			See picture	-	AR60.00-P-0700-01EC
BE60.00-P-1006-01W	Gap dimension	Soft top to windshield frame	Dimension "R" mm	-	11 (±1.5)

	Soft top to soft top compartment cover	Dimension "S"	mm	-	3 (+2)
		See picture		-	AR60.00-P-0700-01EC

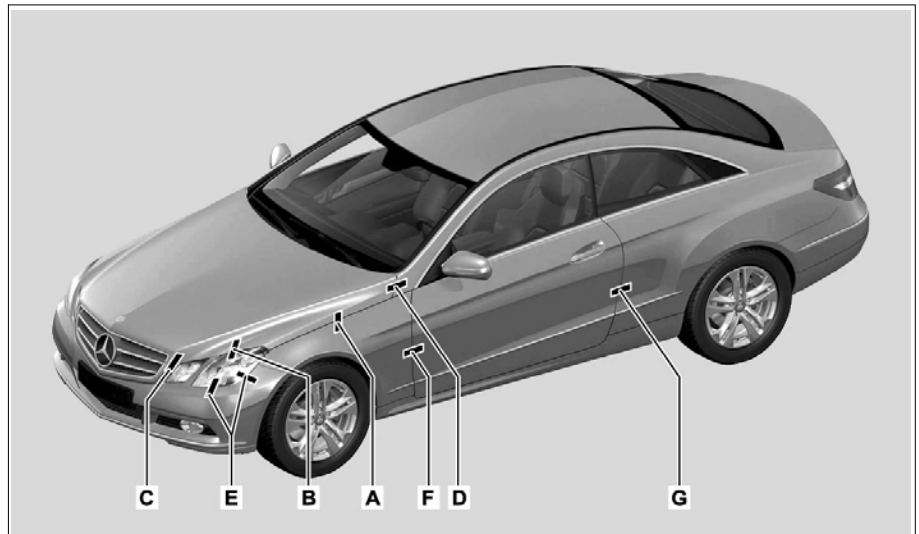


129 589 03 21 00

Feeler gauge

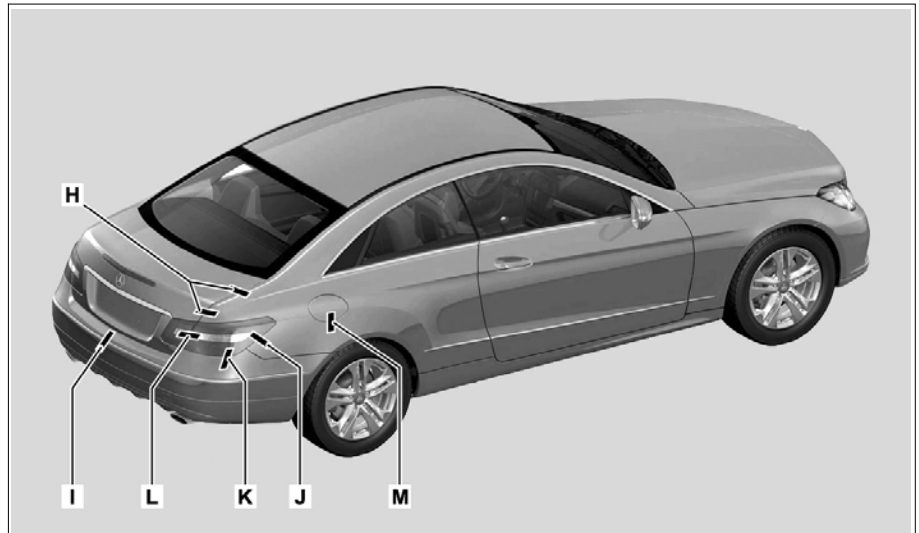
**Illustrated on model 207.3**

**i** Adjust hood, doors and lids as shown in drawings. The gap should not run wedge-shaped or be too narrow at points. Deviations from parallel gap should be max. 1 mm over the entire length. If the inside clearance is too large or too small, the movable body parts must be centered accordingly. The reference measurements apply only for repair work on vehicles damaged in accidents.

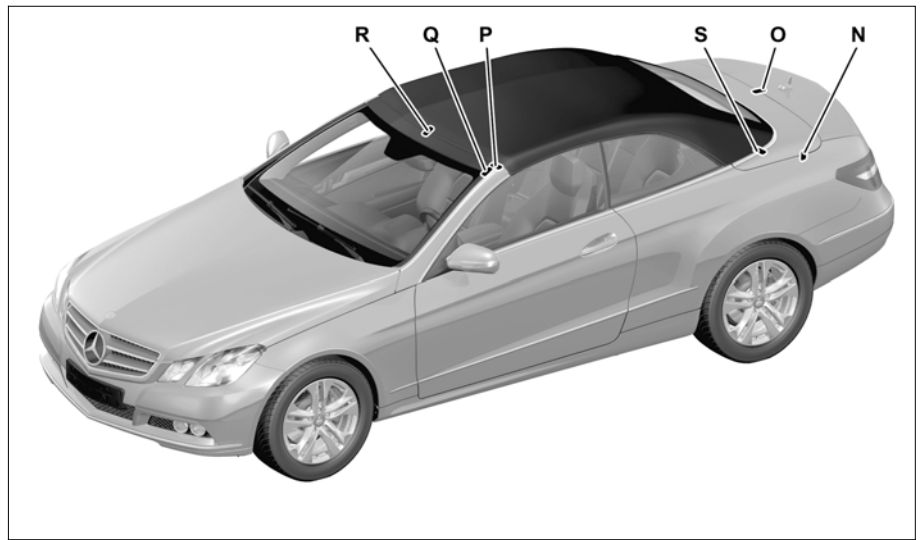


P60.00-2864-05

**Illustrated on model 207.3**



P60.00-2865-05



P60.00-2887-05