




129 589 03 21 00

Feeler gauge



P67.30-2281-09

- 1 To adjust the distance (dimension a) between the window divider (14) and the reinforcement (arrow B) on the side wall paneling (18), install  feeler gauge (19) with thickness of 8 mm between window divider (14) and reinforcement (arrow B) on side wall paneling (18).
- 2 Slightly pull lower side paneling (8) downward.
- 3 Screw bolt (15) into window divider (14) and tighten.
- 4  Remove feeler gauge (19).