




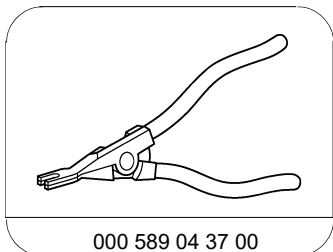
P91.25-2504-07

- 1 Left side paneling
- 2 Nut
- 3 Foam outer part

- 4 Housing
- 5 Foam inner part
- 6 Electrical connector

- 7 Pneumatic line
- M40 Multicontour seat pneumatic pump

 	Remove/install		
1	Remove left side paneling (1) in trunk		AR68.30-P-4600EC
2	Remove foam outer part (3) from housing (4)		
3	Unscrew nuts (2) at housing (4)		
4	Remove housing (4)		
5	Remove multicontour seat pneumatic pump (M40) with foam inner part (5) from housing (4)		
6	Remove foam inner part (5) from multicontour seat pneumatic pump (M40)		
7	Disconnect electrical connector (6)		
8	Disconnect pneumatic lines (7)		*000589043700
9	Remove multicontour seat pneumatic pump (M40)		
10	Install in the reverse order		



Pliers