


MODEL 204.3 except CODE (P98) Black Series

MODEL 204.3 with CODE (224) Design individual seats in rear



MODEL 207.3

Shown on left side of vehicle on model  
207.3

- 1 Side bolster
- 2 Rear seat cushion
- 3 Seat belt
- 4 Retaining clip
- 5 Bracket
- 6 Screw



P91.12-3451-06

 	Remove/install		
1	Remove rear seat cushion (2)		AR91.12-P-1020EC
2	Remove bolt (6)		
3	Pull seat belt (3) to one side		
4	Lift side bolster (1) on retaining bracket (4) upwards from holder (5) and remove side bolster (1)		
5	Install in the reverse order		