




115 589 03 59 00

Long wedge

Illustrated on model 212

- 1 Remove catch hooks (1) with  long wedge through shaft of Audio/COMAND display and remove cover (2) upward from instrument panel.
- 2 Remove cover (2) from instrument panel.
- 3 Disconnect electrical connector (3) from PARKTRONIC instrument panel warning indicator.
 Only on vehicles with code (220) PARKTRONIC or with code (230) Exclusive parking assist



P68.10-4102-06

- 4 Disconnect electrical connector (4) from sun sensor.

- 5 Install in the reverse order.