


AR68.30-P-4300EC	Remove/install headliner	17.5.11
------------------	--------------------------	---------

MODEL 204.3, 207.3



P68.30-3459-09

Shown with CODE (413) Panorama sliding roof

1 Headliner

2 Coat hook

3 Edge guard

4 C-pillar paneling

5 Cover

6 Clip

7 Inside rearview mirror bracket

8 Electrical connector

9 Grab handle

10 A-pillar cover

11 Sun visor

12 Frame (with code (413) Panoramic sliding roof)

13 Cover

14 Mirror base cover

A40/11 Multifunction camera (with code (608) Adaptive Highbeam Assist)

A44/3 Rear parking system warning indicator (with code (220) PARKTRONIC or with code (230) Exclusive parking assist)

A67 Inside rearview mirror

B38/2 Rain/light sensor

E15/3 Rear dome lamp

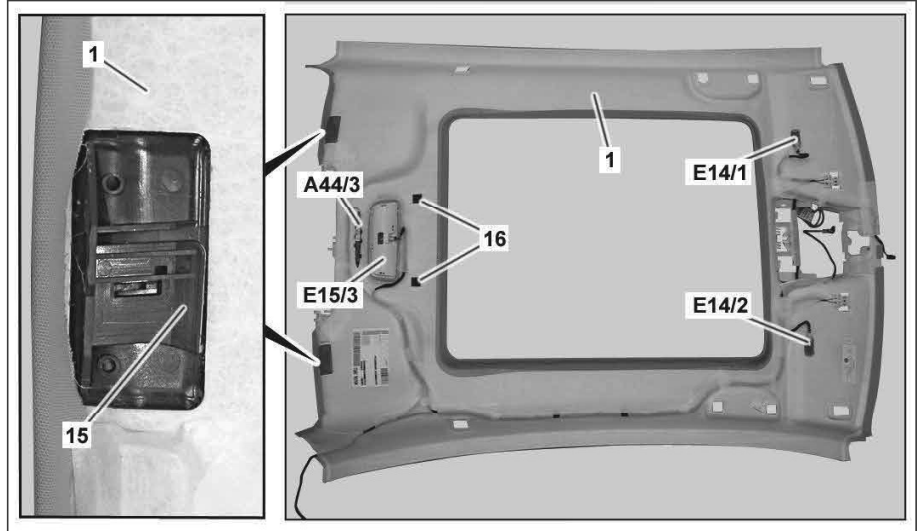
N70 Overhead control panel control unit (with code (413) Panoramic sliding roof)

N70/3 Electronic panoramic sliding sunroof (without code (413) Panoramic sliding roof)

X18/2 Interior/roof electrical connector

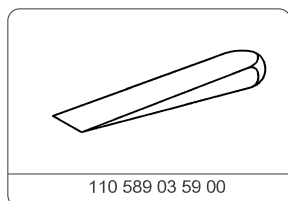
Illustrated with CODE (413) Panorama sliding roof

- 1 Headliner
- 15 Hook
- 16 Velcro strips
- A44/3 Rear parking system warning indicator (with code (220) PARKTRONIC or with code (230) Exclusive parking assist)
- E14/1 Left sun visor mirror lamp
- E14/2 Right sun visor mirror lamp
- E15/3 Rear dome lamp

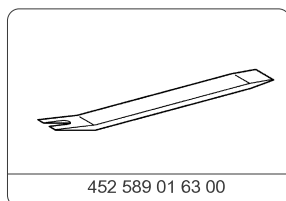


P68.30-3460-05

	Remove/install		
1	Remove left and right paneling from C-pillars (4)	 Lay both panelings on C-pillars (4) down to side with seat belts attached.	AR68.30-P-4490EC
2	Disconnect interior/roof electrical connector (X18/2)		
3	Remove coat hanger hook (2)		
4	Remove grab handles (9) on roof		
5	Remove paneling from A-pillars (10)	 Assembly wedge	110 589 03 59 00
6	Remove sun visor (11) together with counterbearing		
7.1	Remove overhead control panel control unit (N70) and cover from mirror base (14)	With code (413) panorama sliding roof	AR82.20-P-1000CW
7.2	Remove overhead control panel (N70/3) and mirror base cover (14)	without code (413) Panoramic sliding sunroof	AR82.20-P-1000CW
8	Remove inside rearview mirror (A67)		
9	Undip and remove cover (13)	 Assembly wedge	110 589 03 59 00
10	Disconnect electrical connector (8) from rain/light sensor (B38/2)		
11	Remove inside rearview mirror bracket (7)		
12	Remove clip (6)	 Clip remover	452 589 01 63 00
13	Move backrest in driver seat and passenger seat down as far as possible	 This gap is needed so that the headliner (1) can be taken out of the vehicle.	
14	Unhook headliner (1) from frame (12)	Only with code (413) Panoramic sliding roof	
15	Open velcro strips (16)	 On model 204.3, 207.3 without code (413) Panoramic sliding roof, the velcro strips (16) are located one after another in the roof center.	
16	Slide headliner (1) toward rear until hooks (15) can move out of the roof paneling and place headliner (1) on seats	 Use aid of helper.	
17	Guide headliner (1) out of interior compartment	 Use aid of helper.  Ensure that the edge areas of the headliner (1) are not damaged.	
18	Remove left sun visor mirror lamp (E14/1) and right sun visor mirror lamp (E14/2)	 Only when replacing headliner (1).	
19	Remove rear dome lamp (E15/3)	 Only when replacing headliner (1).  Assembly wedge	110 589 03 59 00
20	Remove rear parking system warning display (A44/3)	Only when replacing headliner (1) and only on vehicles with code (220) PARKTRONIC or with code (230) Exclusive parking assist.  Assembly wedge	110 589 03 59 00
21	Take off cover (5)	 Only when replacing headliner (1).	
22	Install in the reverse order		



Mounting wedge



Clip remover