


MODEL 204, 207, 212, 218 with TRANSMISSION 722.96

MODEL 212, 218 with TRANSMISSION 722.97

### Modification notes










|         |                  |         |                    |
|---------|------------------|---------|--------------------|
| 11.7.14 | Hypoidgetriebeöl | TYP 204 | BF33.30-P-1001-03F |
| 11.7.14 | Hypoidgetriebeöl | TYP 207 | BF33.30-P-1001-03F |
| 11.7.14 | Hypoidgetriebeöl | TYP 212 | BF33.30-P-1001-03F |
| 11.7.14 | Hypoidgetriebeöl | TYP 218 | BF33.30-P-1001-03F |


- 1 Front axle gear  
 1r Screw  
 1s Bolts  
 2s Drain screw




P33.30-2122-05

|   | Remove  |  |   |
|---|---|--|---|
| 1 | Remove front axle carrier   | MODEL 204, 207 with TRANSMISSION 722.96<br><br>MODEL 212, 218 with TRANSMISSION 722.96<br>MODEL 212, 218 with TRANSMISSION 722.97  | AR33.10-P-0001CW<br><br><b>AR33.10-P-0001EW</b> |
| 2 | Detach propeller shaft from front axle transmission (1)             | MODEL 204, 207.3 with TRANSMISSION 722.96<br>Vehicles with 4MATIC<br><br>MODEL 212, 218 with TRANSMISSION 722.97<br>MODEL 212.08/09/28/29, 218.39/99 with TRANSMISSION 722.96<br><br>ⓘ<br>Absolute cleanliness is essential when working on the front axle transmission (1). If this is not ensured, even minute dirt particles can prevent the front axle transmission (1) from functioning correctly or damage it. | AR41.10-P-0070CW<br><br><b>AR41.10-P-0070EW</b> |
| 3 | Remove intermediate shaft   | MODEL 204.08/09/28/29/38/93/98 with TRANSMISSION 722.96<br>MODEL 207, 212, 218 with TRANSMISSION 722.96<br>with CODE M005 (4MATIC)<br>MODEL 212, 218 with TRANSMISSION 722.97<br>with CODE M005 (4MATIC)   | <b>AR33.30-P-0625CW</b>                         |
| 4 | Remove screws/bolts (1r, 1s) and remove front axle differential (1) | ⓘ<br>Absolute cleanliness is essential when working on the front axle transmission (1). If this is not ensured, even minute dirt particles can prevent the front axle transmission (1) from functioning correctly or damage it.  |   |
|   | Install   |  |   |


|  |  |   |  |
|--|--|---|--|
| 5  | Check that pilot bushing is seated correctly in oil pan  |   |  |
| 6  | Attach front axle transmission (1) to front axle   |  It is essential to observe tightening sequence. If this is not observed, there may be noise or vibrations in the front axle transmission.<br> Collar bolt, front axle gear to support brace<br> Collar bolt, front axle gear to engine support  | AR33.30-P-0525-04CWX<br><br>*BA33.30-P-1006-03G<br>*BA33.30-P-1007-03G |
| 7  | Remove drain screw (2s) and drain oil from front axle transmission (1)   |  Front axle transmission drain screw   | *BA33.30-P-1008-03G  |
| 8<br>BB  | Fill front axle transmission (1) with oil<br>Universal hypoid gear oils (specification 235.7)  |  The front axle transmission does not have an oil filler hole and must be filled via the front axle shaft opening.<br> Hypoid gear oil  | BB00.40-P-0235-07A<br><br>*BF33.30-P-1001-03F                          |
| 9  | Install intermediate shaft   | MODEL 204.08/09/28/29/38/93/98 with TRANSMISSION 722.96<br>MODEL 207, 212, 218 with TRANSMISSION 722.96<br>with CODE M005 (4MATIC)<br>MODEL 212, 218 with TRANSMISSION 722.97<br>with CODE M005 (4MATIC)  | AR33.30-P-0625CWX  |
| 10   | Attach propeller shaft to front axle transmission (1)  | MODEL 204, 207.3 with TRANSMISSION 722.96<br>Vehicles with 4MATIC<br><br>MODEL 212, 218 with TRANSMISSION 722.97<br>MODEL 212.08/09/28/29, 218.39/99 with TRANSMISSION 722.96<br><br> Absolute cleanliness is essential when working on the front axle transmission (1). If this is not ensured, even minute dirt particles can prevent the front axle transmission (1) from functioning correctly or damage it.<br><br> It is essential to observe the tightening torque. Failure to do so will result in noises and vibrations in the front axle differential. | AR41.10-P-0070CWX<br><br>AR41.10-P-0070EWX                             |
| 11   | Install front axle carrier   | MODEL 204, 207 with TRANSMISSION 722.96<br><br>MODEL 212, 218 with TRANSMISSION 722.96<br>MODEL 212, 218 with TRANSMISSION 722.97   | AR33.10-P-0001CW<br><br>AR33.10-P-0001EW                               |
|  <b>Danger !</b> | <b>Risk of accident</b> from vehicle starting off by itself when engine running. <b>Risk of injury</b> (bruises and burns) resulting from working on the engine while it is being started or when it is running. | Secure vehicle to prevent it from starting off by itself. Wear closed and snug-fitting work clothes. Do not touch hot or rotating parts.  | AS00.00-Z-0005-01A   |
| 12   | Perform engine test run and check front axle transmission (1) for leaks and that it is functioning correctly   |   |  |

 Front axle gear


| Number             | Designation                                   |    | MODEL 204 | MODEL 207 |
|--------------------|---|----|-----------|-----------|
| BA33.30-P-1006-03G | Collar bolt, front axle gear to support brace | Nm | 65        | 65        |

 Front axle gear


| Number             | Designation                                   |    | MODEL 212 | MODEL 218 |
|--------------------|---|----|-----------|-----------|
| BA33.30-P-1006-03G | Collar bolt, front axle gear to support brace | Nm | 65        | 65        |

 Front axle gear


| Number             | Designation                                    |         |    | MODEL 204 | MODEL 207 |
|--------------------|--|---------|----|-----------|-----------|
| BA33.30-P-1007-03G | Collar bolt, front axle gear to engine support | Stage 1 | Nm | 5         | 5         |
|                    |  | Stage 2 | Nm | 50        | 50        |
|                    |  | Stage 3 | Δ° | 95        | 95        |

 Front axle gear


| Number             | Designation                                    |         |    | MODEL 212 | MODEL 218 |
|--------------------|--|---------|----|-----------|-----------|
| BA33.30-P-1007-03G | Collar bolt, front axle gear to engine support | Stage 1 | Nm | 5         | 5         |
|                    |  | Stage 2 | Nm | 50        | 50        |
|                    |  | Stage 3 | Δ° | 95        | 95        |

 Front axle gear


| Number             | Designation                         |    | MODEL 204 | MODEL 207 |
|--------------------|-------------------------------------|----|-----------|-----------|
| BA33.30-P-1008-03G | Front axle transmission drain screw | Nm | 20        | 20        |

 Front axle gear

| Number             | Designation                         |    | MODEL 212 | MODEL 218 |
|--------------------|-------------------------------------|----|-----------|-----------|
| BA33.30-P-1008-03G | Front axle transmission drain screw | Nm | 20        | 20        |

 Front axle gear

| Number             | Designation     |                  |       | MODEL 204          | MODEL 207          |
|--------------------|-----------------|------------------|-------|--------------------|--------------------|
| BF33.30-P-1001-03F | Hypoid gear oil | Filling capacity | Liter | 0,55               | 0,55               |
|                    |                 | Sheet            |       | BB00.40-P-0235-07A | BB00.40-P-0235-07A |

 Front axle gear

| Number             | Designation     |                  |       | MODEL 212          | MODEL 218          |
|--------------------|-----------------|------------------|-------|--------------------|--------------------|
| BF33.30-P-1001-03F | Hypoid gear oil | Filling capacity | Liter | 0,55               | 0,55               |
|                    |                 | Sheet            |       | BB00.40-P-0235-07A | BB00.40-P-0235-07A |