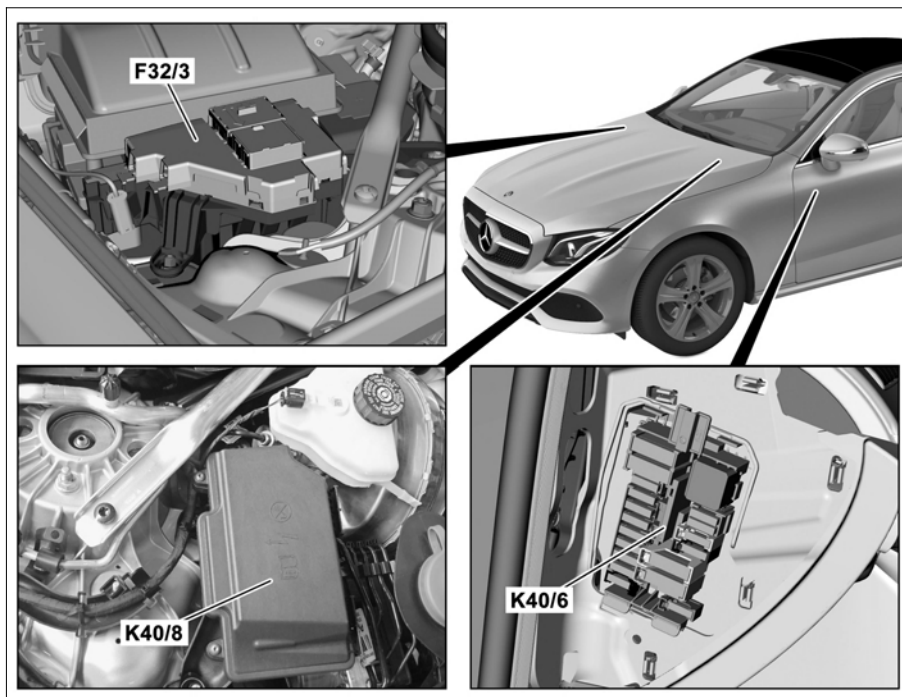



Model 238

Shown on model 238.3

- F32/3 Engine compartment prefuse box
- K40/6 Driver-side fuse and relay module
- K40/8 Engine fuse and relay module



P54.15-3854-06



P54.15-3853-09


Shown on model 238.3

- F1/3 Passenger-side A-pillar fuse box
- F32/4 Vehicle interior prefuse box

K40/5 Rear fuse and relay module

Model 238 with code B01 (48V technology), shown on model 238.3

F153/2 Engine compartment 48 V on-board electrical system fuse box



P54.15-3856-04

Model 238, left-hand drive vehicle with engine 274, 276 except code U98 (LITHIUM-ION STARTER BATTERY (LISB)) and except code 228 (Stationary heater)

K92 Starter front-end relay



P54.15-3897-04

	Assignment of passenger-side A-pillar fuse box	F1/3	GF54.15-P-1256-48FH
	Fuse assignment of prefuse box in engine compartment	F32/3	GF54.15-P-1256-25FH
	Fuse assignment on interior prefuse box	F32/4	GF54.15-P-1256-26FH
	Fuse assignment of fuse box for 48 V on-board electrical system in engine compartment	Model 238 with code B01 (48V technology) F153/2	GF54.15-P-1256-46FH
	Assignment of rear fuse and relay module	K40/5	GF54.15-P-1256-30FH
	Assignment of driver-side fuse and relay module	K40/6	GF54.15-P-1256-49FH
	Assignment of engine fuse and relay module	K40/8	GF54.15-P-1256-32FH