







AR83.55-P-5250E	Correct oil level in air conditioning system when replacing refrigerant compressor	14.3.95
-----------------	------------------------------------------------------------------------------------	---------

ENGINES 104, 111, 112, 601, 604, 605 in MODEL 202
 with CODE (580) Air conditioning or Tempmatic for USA
 with CODE (581) Air conditioning (Automatic)
 A/C compressor ND6CA17,
 A/C compressor 7SB16
ENGINES 111, 112, 113 in MODEL 208
 with CODE (580) Air conditioning or Tempmatic for USA
 with CODE (581) Air conditioning (Automatic)
 A/C compressor 7SB16
ENGINES 104, 111, 112, 602, 604, 605, 606 in MODEL 210
 with CODE (580) Air conditioning or Tempmatic for USA
 with CODE (581) Air conditioning (Automatic)
 A/C compressor 7SB16
ENGINES 113, 137 in MODEL 215
 A/C compressor 7SE16
ENGINES 112, 113, 137 in MODEL 220
 A/C compressor 7SE16
ENGINE 112 in MODEL 170
 A/C compressor 7SB16
ENGINE 113.9 in MODEL 230 with CODE (581) Air conditioning (Automatic)
 A/C compressor 7SEU16C
ENGINE 155 in MODEL 199
 A/C compressor 7SEU16C

Operation no. of operation texts or standard texts and flat rates

Category	Op. no.	Operation text
P	831762	EXTRACTING REFRIGERANT AND INSPECTING FOR LEAKS, REFILLING (WHEN WORKING ON SYSTEM) ALL AC SYSTEMS

	Correct		
1	Drain removed refrigerant compressor	 Use suitable measuring cup.	
2	Measure oil quantity		
3	Drain new refrigerant compressor	 Use suitable measuring cup.	
4	Measure oil quantity	 Perform work rapidly, since compressor oil is hygroscopic.	
5	Fill new refrigerant compressor with compressor oil	 Fill in the same quantity of new compressor oil that was measured in the refrigerant compressor which has been removed	
		 Fill in an additional 10 cm ³ for the new AC compressor. Drained oil from the new refrigerant compressor can be used.	*BF83.55-P-1001-01A

 Refrigerant compressor

Number	Designation	A/C compressor 7SB16 on models 140, 170, 202, 208, 210	Refrigerant compressor 7SEU16C in models 230.474/475
BF83.55-P-1001-01A	Refrigerant compressor filling quantity	Compressor oil cm ³ 120	120
	Specifications for Operating Fluids	Sheet BB00.40-P-0362-00A	BB00.40-P-0362-00A

 Refrigerant compressor

Number	Designation			Refrigerant compressor ND6CA17 in model 202	Refrigerant compressor 7SE16 in Model 215	Refrigerant compressor 7SE16 in model 220
BF83.55-P-1001-01A	Refrigerant compressor filling quantity	Compressor oil	cm ³	155	120	120
		Specifications for Operating Fluids	Sheet	BB00.40-P-0362-00A	BB00.40-P-0362-00A	BB00.40-P-0362-00A